

002812
128095

2020-141



2020

2020 08

PAUL XIAOMING LEE

()

"

" "

"

“ ” “ ” “ ”

1

2

3

4

2020

..... 1

..... 6

..... 10

..... 14

..... 17

..... 40

..... 60

..... 66

..... 67

..... 69

..... 71

..... 76

..... 251



PAUL XIAOMING LEE

Yan Ma Yanyang Hui Sherry Lee

JERRY YANG LI 6





2019

2

2019

I 3



			¥	
	1,440,644,257.48	1,378,108,470.52	1,378,108,470.52	4.54%
	321,392,639.87	388,927,814.10	388,927,814.10	-17.36%
	267,487,724.14	322,809,821.63	322,809,821.63	-17.14%
	200,962,627.09	117,071,238.06	117,071,238.06	71.66%
8A	E	C		

	15,634,286,502.40	12,193,188,361.42	12,193,188,361.42	28.22%
	4,843,547,672.83	4,551,052,876.43	4,551,052,876.43	6.43%

1

2

	-1,453,548.34	
	63,624,520.97	
	9,349,926.62	
	-3,505,481.18	
	2,346,470.59	
	10,554,283.30	

	5,902,689.63	
	53,904,915.73	--

1 --

1 --

1 --

2019

1

	30.04%	
	63.60%	
	76.40%	
	34.36%	
	97.38%	100%
	1026.15%	100%
	85.25%	
	67.64%	

2

1

LG Chem

2

3

4

167

140

39

5

15

BOPP

80

6

2020

LG Chem

20

2020

1,440,644,257.48

4.54%

321,392,639.87

17.36%

1 2020

1

102,837.48

7.87%

2020 1-6

39.7

39.3

36.5% 37.4%

30.1 30.4

40.3%

39.2%

9.5 8.8

20.0% 29.8%

390

403

66.5% 63.4%

1-6

23.5GWh

45.8%

14.8GWh

62.9%

46.1%

8.7GWh

36.9%

37.6%

4

57,698.22

30.74%

22,445.83

44.86%

11,990.52

29.26%

12,574.00

34.20%

2

7,847.09

46.76%

17,407.43

37.51%

3

7,625.26

65.82%

2

1 2019 5

11 22

2019 184

2019 2701

2020 2 28

160,000

6

158,612.26

4

2020 3 16

158,612.26

8

8

9 30

2019

64.61 /

64.49 /

2020 5

21

2020 8 12

" "

2020-135

2020 8 17

2 2019 8

+ ^- 100%

8






10,775,647.01

4,112,964.21

88896.2



	473,282,095.36	32.85%	633,227,116.11	45.95%	-25.26%
	34,875,671.45	2.42%	27,899,348.48	2.02%	25.01%
	262,635,328.59	18.23%	173,017,310.82	12.55%	51.80%
	38,875,565.88	2.70%	29,781,884.30	2.16%	30.53%
	16,316,173.88	1.13%	13,487,485.80	0.98%	20.97%
	276,052,675.92	19.16%	207,743,989.13	15.07%	32.88%

10%

	1,386,586,342.64	815,004,837.07	41.22%	2.13%	8.41%	-3.40%
	1,028,374,796.36	563,101,012.61	45.24%	-7.87%	-1.88%	-3.34%
	174,074,336.55	131,853,187.06			38.38%	-0.48%
	338,606,746.40	246,679,376.00				

30%

1

1,784,428,180.72	11.41%	497,377,831.72	5.38%	6.03%
1,741,087,429.49	11.14%	1,344,751,794.06	14.54%	-3.40%
1,020,100,128.16	6.52%	617,921,007.17	6.68%	-0.16%
9,734,875,167				

2

3

	715,095,690.74	
	141,775,164.10	
	2,010,505,242.43	
	179,265,476.11	
	328,835,238.87	
	3,375,476,812.25	

1

3,289,341,239.90	1,169,341,961.20	181.30%

3			1,800,800,000.00	100.00%		--					--	70,919,089.87
											2020 03 06	100% 2020-026
	--	--	1,800,800,000.00	--	--	--	--	--	--	--	70,919,089.87	--

												100%
												2018-141
						2020	5.00%	0.00	0.00		2020 03 24	2020 A 2020-050
	--	--	--	1,107,721,066.69	4,655,436,418.65	--	--	0.00	115,983,963.65	--	--	--

4

5

1

2

6

1

	233,388.96
	158,612.26
	222,800.28
	0
	10,588.68
	4.54%



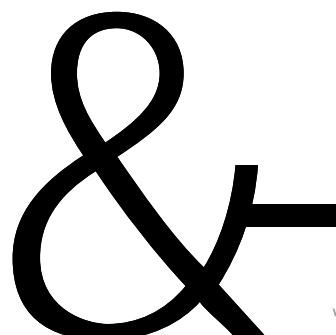
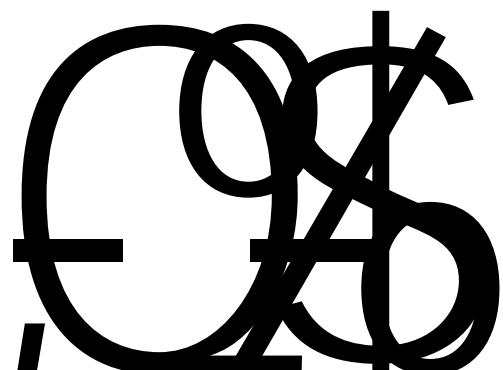
3,348

334.80

3,013.20



25.41



30		28,414.70	28,414.70	0.00	28,414.70	100.00%	2019 08 15	1,674.78		
1.3		10,684.57	3,617.50	0.00	3,617.50	100.00%				
		4,993.17	1,471.56	0.00	1,471.56	100.00%				
		20,000.00	20,000.00	0.00	20,000.00	100.00%				
		10,684.26	10,684.26	0.00	10,684.26	100.00%				
		100,000.00	100,000.00	100,000.00	100,000.00	100.00%	2020 09 30	304.14		
4		58,612.26	58,612.26	58,612.26	58,612.26	100.00%	2019 12 31	210.00		
	--	233,388.96	222,800.28	158,612.26	222,800.28	--	--	2,188.92	--	--
	--	233,388.96	222,800.28	158,612.26	222,800.28	--	--	2,188.92	--	--
		2020 6 30 " 30 " "								

	2016								
		23,665.91	2016 9 30			23,665.91	" 30		
	"	19,793.57		" 1.3		"	2,421.38		"
	"	1,450.96				2016 9 30			
						2016 004562		2016 11	
	2020								
			2020 3 16			169,798.44		158,612.26	
	"			"	59,688.86	58,612.26	"		4
			"		110,109.59	100,000.00		2020 3 16	
								2020 001799	
	2020 4								
								11,000	





4

2020	2020 08 25 2020

10%



389210834 11,462,163,999.36 3,549,356,059.59 576,982,234.96 241,566,330.06 224,458,257.46

421741780.69 1,428,485,494.94 256,954,705.98 330,158,733.8,

1

6

7


9

2020

1



2019	62.33%	2020	04	08	2020	04	09	2019	2020-062
2020	63.21%	2020	04	09	2020	04	10	2020	2020-063
2020	59.98%	2020	06	10	2020	06	11	2020	2020-091




"

"

"

»•b



ww

	5						
	66.54						
	5.38			53836.97			
	17.4			--			
	750.36						
	470.44						
	4.74			31867.35			
	5.2						
	1.41			12000.00			
	85.83						
	12.63			126320.00			
	27.97						
	355.51						

	161.62						

/						
				85		

1 2017

1 2017 3 30

< 2017

>

2017

			55,800	14.325 /
2018 9 27		2018 9 28		
	2018-123		\$	
8 2019 7 12				
<2017	>		2017	
2 ,120	<2017	>		2019 7
13		<2017	>	8.426
2019-084	<2017	>		2019-085
2017				2019-090
8 9 2019 7 30 2019			31	
			68,000	2019 7 31
			2019-104 31	
10 2019 8 15 2019				<2017 >
				2019 8 16
2019		2019- 119		
11 2017			17	" "
		" " 17		17 2

1

					--	1,826.56	86.06%	4,000			18.32 /	2020 03 17	2020 2020-036
					--	680.71	65.89%	2,000			6.93 /	2020 03 17	2020 2020-036
					--	1.2	8.15%	2.4			--	2020 03 17	2020 2020-036


	5%				--	0.17	1.12%	0.33			--	2020 03 17	2020	2020-036
					--	0.12	0.82%	0.24			--	2020 03 17	2020	2020-036
				--	--	2,508.76	--	6,002.97	--	--	--	--	--	--

2

3

2

2020	03	17	1,800	2020	03	03	0.00
2020	03	17	30,000	2019	04	29	10,140
2020	03	17	28,000	2019	09	25	0.00
2020	03	17	10,000	2019	06	04	7,100
2020	03	17	30,000	2019	06	20	10,000



2020	03	17	6,600	2019	12	02	5,000
2020	03	17	55,000	2019	12	23	45,079.91
2020	03	17	10,000	2019	12	27	1,062.15
2020	03	17	15,000	2020	01	13	15,000
2020	03	17	130,000	2019	06	03	124,006
2020	03	17	10,000	2020	02	27	1,842.27
2020	03	17	5,000	2020	04	15	216.42
2020	03	17	150,000	2019	09	17	7,629.6
2020	03	17	10,000	2019	12	04	10,000
2020	03	17	10,000	2019	11	08	5,360.37
2020	03	17	20,000	2019	08	22	9,287.91
2020	03	17	100,000	2019	01	15	54,219.65
2020	03	17	75,000	2020	01	15	57,190
2020	03	17	3,000	2019	08	05	3,000
2020	03	17	17,000	2019	08	28	5,000
2020	03	17	7,000	2020	03	16	7,000


2020 03 17

3,500 2020 01 01

2,950

3

4



LG Chem,
Ltd.

2019 04
04

2019 05
20

100% 2019 08 25,397.08 66,500
04

2019 06 180,080
30

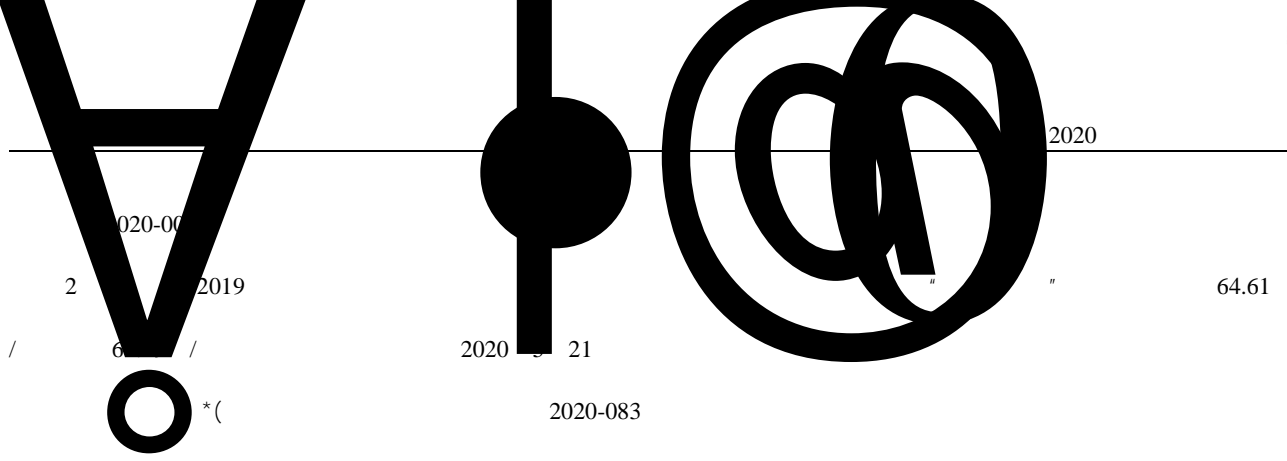
2019 08 100% 05

1

1

2

3



1 u Tan Kim Chwee 0.84%
2020-017

2 70%

2020-045

3 100%
100% 100% 100% 100%
100%

2020-026

4

8 10

2020-134

6

"

4

" “

"

2020-079

7 2020 6 21

87,600

100%

87,600

2020-102

8 2020 6 21

100,000

2020-103

1



PAUL XIAOMING LEE

2020

2019

2

PAUL XIAOMI NG LEE	102,745,438		1	102,745,439		25%
	69,833,759			69,833,759		25%
	1,835,873	458,968		1,376,905		25%
	395,250	75,000		320,250		25%

	344,250	75,000		269,250		25%
	175,154,570	608,968	1	174,545,603	--	--

5

		100 /						
		0.40%						
2020 02		0.60%		2020 02		2026 02		2020 02
11		1.00%	16,000,000	28	16,000,000	11		27
		1.50%					2020-022	
		1.80%						
		2.00%						

" 2019 2701 "

2020 2 11 1,600.00

128095

100.00

160,000.00

6

"

2020 109 "

160,000.00

2020 2 28

2020 5

2019

805,370,770

10 1.25

¥

€

		1.58%	12,744,900	0	0	12,744,900		9,750,000
10								
	PAUL XIAOMING LEE		Sherry Lee	Jerry Yang Li				
10								
							120,776,435	120,776,435
							46,014,007	46,014,007
	PAUL XIAOMING LEE						27,463,081	27,463,081
	Sherry Lee						27,194,900	27,194,900
							20,689,032	20,689,032
							16,332,107	16,332,107
							12,744,900	12,744,900
							9,276,022	9,276,022
							7,732,965	7,732,965
							7,080,095	7,080,095
10	PAUL XIAOMING LEE Sherry Lee							
10								
10								
10								

--	--

10

10

10

10

	PAUL XIAOMING LEE
	2020 01 14
	< >
	2020-003
	2020 01 16

2020 5 2019 805,370,770 10 1.25
100,671,346.25 2020 5 21
" " 64.61 / 64.49 /
2020 5 21

7	1		415,112	41,511,200.00	2.59%
8	2		381,454	38,145,400.00	2.38%
9	-005L-FH002		326,674	32,667,400.00	2.04%
10			300,000	30,000,000.00	1.88%

1

"

"

2

2020 100053

AA "

"

AA

3

PAUL					
XIAOMING	136,993,919	6,785,399	130,208,520	70,495,019	70,495,019
LEE					
	70,069,889		70,069,889	69,833,759	69,833,759
Yan Ma					
Alex Cheng					
	1,835,873		1,835,873		

359,000	89,000	270,000	217,600	217,600
427,000	17,000	410,000	217,600	

		128095	2020 02 11	2026 02 11	160,000.00	0.40%	
						0.60%	
						1.00%	
						1.50%	
						1.80%	
						2.00%	

--

	--	--	--	--
			398	14F

	"
	"
	1,586,122,641.51 2020 4 30
	0

2019 7 18

2019 010759

AA "

"

AA

2020 5 15

2020 100053

AA "

"

AA

1

0.40%

0.60%

1.00%

1.50%

1.80%

2.00%

5

2

3

1

30

70%

2

	113.20%	118.77%	-5.57%
	65.30%	59.97%	5.33%
	92.93%	85.96%	6.97%
EBITDA	5.6	10.3	-45.63%
	100.00%	100.00%	0.00%
	100.00%	100.00%	0.00%

30%

EBITDA

1

2020 06 30

	2020 6 30	2019 12 31
	1,784,428,180.72	1,011,554,636.06
	199,937,136.99	185,281,908.27
	1,741,087,429.49	1,424,354,132.31
	140,775,164.10	182,535,597.54
	101,005,679.51	105,308,597.08

	21,773,806.08	831,637,318.80
	1,188,900.87	1,188,900.87
	1,020,100,128.16	759,230,046.85
	676,155,729.70	523,124,562.78
	5,685,263,254.75	5,023,026,799.69
	4,281,217.08	3,343,466.01
	9,734,878.34	10,001,993.90
	5,947,801,634.72	4,936,597,979.17
	2,542,730,918.12	

	388,504,499.74	298,768,420.95
	497,245,599.18	44,154,633.34
	4,901,205.18	2,603,725.01
	175,454,443.16	94,713,958.19
	378,368,852.13	225,702,589.31
	9,949,023,247.65	7,170,161,561.73
	15,634,286,502.40	12,193,188,361.42
	2,785,401,303.76	2,670,365,032.83
	858,593,829.19	522,674,089.50
	446,066,204.08	382,691,559.85
		9,241,127.99
	8,900,806.46	


	455,517,694.55	619,187,419.79
	5,189,306,142.08	3,082,740,285.48
	10,209,645,380.89	7,312,062,476.04
	805,370,770.00	805,370,770.00
	177,419,515.43	
	1,788,381,118.39	1,894,027,132.14
	28,137,312.00	28,137,312.00
	135,153,637.58	135,153,637.58
	1,965,359,943.43	1,744,638,648.71
	4,843,547,672.83	4,551,052,876.43
	581,093,448.68	330,073,008.95
	5,424,641,121.51	4,881,125,885.38
	15,634,286,502.40	12,193,188,361.42

PAUL XIAOMING LEE

2

	2020 6 30	2019 12 31
--	-----------	------------

	710,709,556.65	173,535,371.19
	3,200,000.00	9,600,000.00
	13,730,939.73	41,692,384.78
	3,175,268.38	1,230,107.09
	1,914,559,825.47	1,101,125,909.57
	225,040,000.00	272,540,000.00
	15,533,668.82	24,548,426.09
	2,063,471.69	1,866,350.09
	2,662,972,730.74	1,353,598,548.81
	4,907,054,134.29	4,167,834,622.62



	385,875,516.92	502,673,483.50
	756,343,836.44	909,826,026.58
	676,000,000.00	
	1,429,174,723.60	
	2,105,174,723.60	
	2,861,518,560.04	909,826,026.58
	805,370,770.00	805,370,770.00
	177,419,515.43	

	3,654,975,792.95	3,651,035,741.69
	28,137,312.00	28,137,312.00
	107,401,126.59	107,401,126.59
	94,289,771.14	187,733,251.59
	4,811,319,664.11	4,723,403,577.87
	7,672,838,224.15	5,633,229,604.45

3

	2020	2019
	1,440,644,257.48	1,378,108,470.52
	1,440,644,257.48	1,378,108,470.52
	1,139,362,600.88	958,542,216.42
	865,427,430.93	771,099,732.81

10,775,647.01

4,112,964.

		34,650,292.27	67,237,083.34
	" "	349,700,067.85	429,414,705.52
1.	" "	349,700,067.85	429,414,705.52
2.	" "		
1.		321,392,639.87	388,927,814.10
2.		28,307,427.98	40,486,891.42
1.			
2.			
3.			
4.			
5.			
1.			
2.			
3.			
4.			
5.			
6.			
7.			

	349,700,067.85	429,414,705.52
	321,392,639.87	388,927,814.10
	28,307,427.98	40,486,891.42
	0.40	0.48
	0.42	0.48

PCL XICMING LEE

4

	2020	2019
	80,150,244.86	187,605,913.94
	42,430,844.49	135,826,248.43
	1,815,562.64	1,378,946.47
	560,309.78	7,673,881.78
	11,540,600.82	25,406,901.91
	3,823,685.82	6,911,433.18
	13,055,602.76	-2,179,894.39
	48,923,171.83	3,321,693.35
	35,538,277.23	5,776,032.96
	494,192.62	165,218.45
" "		

2.		
3.		
4.		
5.		
6.		
7.		
	7,227,864.70	8,872,770.74

5

	2020	2019
	886,207,746.53	1,124,100,741.70



	2020	2019
	123,386,910.75	236,870,171.34
	48,335,971.63	9,071,478.45
	171,722,882.38	245,941,649.79
	50,915,637.24	91,910,423.87
	12,588,862.60	25,389,643.12
	9,531,897.42	3,846,531.10
	11,950,504.43	64,508,256.74
	84,986,901.69	185,654,854.83
	86,735,980.69	60,286,794.96
	47,500,000.00	7,500,000.00
	1,754,000.00	
	697,971,976.62	278,748,002.81
	747,225,976.62	286,248,002.81
	821,327.50	6,117,655.99
	780,800,000.00	100,000.00
	1,611,622,641.51	407,600,000.00
	2,393,243,969.01	413,817,655.99

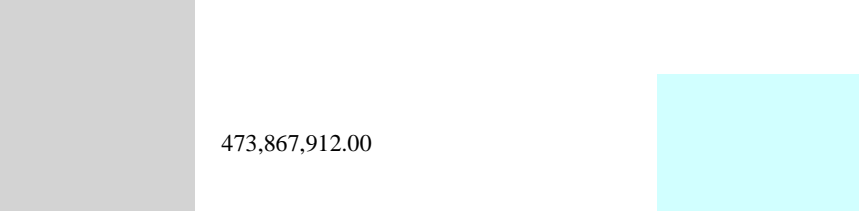
	2020											
	805,370,770.00			1,894,027,132.14	28,137,312.00		135,153,637.58	1,744,638,648.71	4,551,052,876.43	330,073,008.95	4,881,125,885.38	

	805,370,770.00			1,894,027,132.14	28,137,312.00		135,153,637.58	1,744,638,648.71	4,551,052,876.43	330,073,008.95	4,881,125,885.38		
" "			177,419,515.43	-105,646,013.75				220,721,294.72	292,494,796.40	251,020,439.73	543,515,236.13		
								321,392,639.87	321,392,639.87	28,307,427.98	349,700,067.85		
			177,419,515.43	-105,646,013.75					71,773,501.68	222,713,011.75	294,486,513.43		
1										100,000,000.00	100,000,000.00		
2													
3				12,262,988.12					12,262,988.12	916,557.88	13,179,546.00		



3													
4													
5													
6													
1													
2													
	805,370,770.00		177,419,515.43	1,788,381,118.39	28,137,312.00		135,153,637.58	1,965,359,943.43	4,843,547,672.83	581,093,448.68	5,424,641,121.51		

	2019												
	473,867,912.00			2,198,120,658.09	50,217,436.50		115,753,507.47		1,093,630,310.62		3,831,154,951.68	241,047,201.74	4,072,202,153.42



473,867,912.00


4

-179,595,937.55

-179,595,937.55

-179,595,937.55

1




4
5
6
1
2

473,867,912.00

2020

										-100,671,345.15		-100,671,345.15
1												
2										-100,671,345.15		-100,671,345.15
3												
1												
2												
3												
4												
5												
6												
1												
2												
	805,370,770.00			177,419,515.43	3,654,975,792.95	28,137,312.00			107,401,126.59	94,289,771.14		4,811,319,664.11





473,863

,

[2011]50

2011 3 28

2019 7 29 2019 2019 8 15 2019 2019 7 29 2019
 67,912.6 575, 1,151,665.68
 17

2019 7 29 2019 2019 8 15 2019 2019 7 29 2019
 67,912.6 575, 1,151,665.68
 17

			100.00	100.00
			90.08	90.08
			100.00	100.00
			100.00	100.00
			100.00	100.00
			82.00	82.00
			100.00	100.00
			70.00	70.00
			100.00	100.00

2

1

"

"

15

2014

2

12

4

6

1

2

1

- A.
- B.
- C.
- D.

3

4


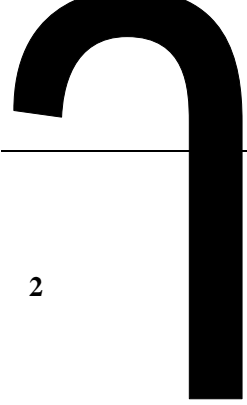
7

1

1

2

3



2

- 1
- 2
- 3
- 4
- 5

8 —

8 —

—

2020

1

3

1

2

4

1

2

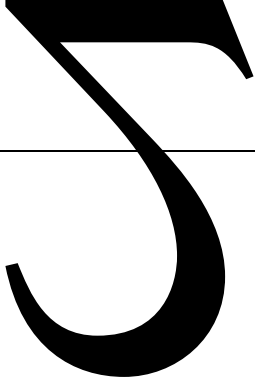
3

1 2

1

2

5



1

12

2

3

4

7

1

2

11

“ /10 6 ”

--	--	--

12

" /10 6 "

(%)

6

6 -1

1 2

2 3

3 4

4 5

5

5

10

20

50

80

VI

14

" /10 6 "

ING
S

3

16

17

18

19

20

21

22

1

1

5

2

2

1

2

è
óKç }

		%	%
			1/ *100
	20	5-10	4.50-4.75

		10-13	5%-10%	6.92%-9.50%
		5	5%-10%	18.00%-19.00%
		5	5%-10%	18.00%-19.00%
		5	5%-10%	18.00%-19.00%
		5	5%-10%	18.00%-19.00%

3

1'

2

27

28

29

30

1

1

2



10

31

32

1

1

2 a ~

33

34

1

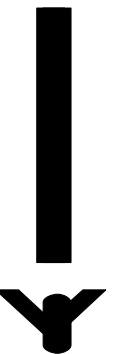
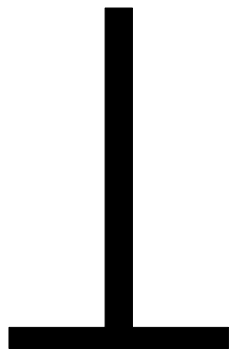
35



36

1

> \$X \$ - " | . | |



3

4

5

6

3

4

38

1

1

2

3

4

2

1

2

3

39

1

(1)

(2)

(3)

/

2

1

"

"

2

3

3

1

1 BOPP

2 BOPP

3

2

40

1

2

1

3

41


/

()

1

2

1



43

1

1

2

3

2

1

1.

2.

3.

2

6

44

1



2020 &

	182,535,597.54	182,535,597.54	
	105,308,597.08	105,308,597.08	
	831,637,318.80	831,637,318.80	
	1,188,900.87	1,188,900.87	
	759,230,046.85	759,230,046.85	
	523,124,562.78	523,124,562.78	
	5,023,026,799.69	5,023,026,799.69	
	3,343,466.01	3,343,466.01	
	10,001,993.90	10,001,993.90	

	4,936,597,979.17	4,936,597,979.17
	1,554,274,795.85	1,554,274,795.85
	298,768,420.95	298,768,420.95
	44,154,633.34	44,154,633.34
	2,603,725.01	2,603,725.01
	94,713,958.19	94,713,958.19
	225,702,589.31	225,702,589.31
	7,170,161,561.73	7,170,161,561.73
	12,193,188,361.42	12,193,188,361.42
	2,670,365,032.83	2,670,365,032.83

	435,042,080.77	435,042,080.77	
	60,696,969.12	60,696,969.12	
	619,187,419.79	619,187,419.79	
	3,082,740,285.48	3,082,740,285.48	
	7,312,062,476.04	7,312,062,476.04	
	805,370,770.00	805,370,770.00	
	1,894,027,132.14	1,894,027,132.14	
	28,137,312.00	28,137,312.00	
	135,153,637.58	135,153,637.58	
	1,744,638,648.71	1,744,638,648.71	
	4,551,052,876.43	4,551,052,876.43	
	330,073,008.95	330,073,008.95	
	4,881,125,885.38	4,881,125,885.38	
	12,193,188,361.42	12,193,188,361.42	

	2019 12 31	2020 01 01	
--	------------	------------	--

	173,535,371.19	173,535,371.19	
	9,600,000.00	9,600,000.00	
	41,692,384.78	41,692,384.78	
	1,230,107.09	1,230,107.09	
	1,101,125,909.57	1,101,125,909.57	
	272,540,000.00	272,540,000.00	
	24,548,426.09	24,548,426.09	
	1,866,350.09	1,866,350.09	
	1,353,598,548.81	1,353,598,548.81	
	4,167,834,622.62	4,167,834,622.62	

	502,673,483.50	502,673,483.50	
	909,826,026.58	909,826,026.58	
	909,826,026.58	909,826,026.58	
	805,370,770.00	805,370,770.00	

	3,651,035,741.69	3,651,035,741.69	
	28,137,312.00	28,137,312.00	
	107,401,126.59	107,401,126.59	
	187,733,251.59	187,733,251.59	
	4,723,403,577.87	4,723,403,577.87	
	5,633,229,604.45	5,633,229,604.45	

4 2020

2019

45

1

		16% 13% 10% 9% 6%
		7% 5% 1%
		25% 15% 16.5%

	15%
	15%
	25%
	25%
	15%
	25%
	15%
	15%
	15%
	15%
	25%
	15%
	25%
	25%
	25%
	25%
	16.5%
	15%
	25%

2

2012 12

15%

(2018)

<

>

2016 32

15%

3

16.5%

1

	51,511.86	14,120.97
	1,069,280,978.12	715,641,793.81
	715,095,690.74	295,898,721.28
	1,784,428,180.72	1,011,554,636.06

2

3

4

1

	35,901,718.03	55,600,772.01
	164,035,418.96	129,681,136.26

2020

	199,937,136.99	185,281,908.27
--	----------------	----------------



5

1



1	7,129,136.06	7,129,136.06	100.00%	
2	5,075,381.00	5,075,381.00	100.00%	
3	2,845,087.00	2,845,087.00	100.00%	
4	1,790,545.00	1,790,545.00	100.00%	
5	39,106.26	39,106.26	100.00%	
	16,879,255.32	16,879,255.32	--	--

1	1,639,326,175.51	9,768,853.36		0.60%
1-3	1,477,073,879.99	1,656,238.59		0.11%
4-6				
7-9				
10-12	162,252,295.52	8,112,614.77		5.00%
1 2	45,935,257.94	4,593,525.80		10.00%
2 3	82,327,805.86	16,465,561.18		20.00%
3 4	8,114,501.12	4,057,250.56		50.00%
4 5	1,344,399.76	1,075,519.80		80.00%
5	2,214,205.17	2,214,205.17		100.00%
	1,779,262,345.36	38,174,915.87	--	

2020

16,840,149.06

16,840,149.06

39,106.26

	140,775,164.10	182,535,597.54
--	----------------	----------------

2020 6 30

7

1

1	97,432,457.03	96.46%	104,123,431.87	98.87%
1 2	3,157,247.37	3.13%	927,210.61	0.88%
2 3	1,678.14	0.00%	92,215.61	0.09%
3	414,296.97	0.41%	165,738.99	0.16%
	101,005,679.51	--	105,308,597.08	--

2

	2020 6 30	2019 6 30	(%)
1	12,578,347.32		12.45%
2	8,902,971.80		8.81%

3	6,904,712.93	6.84%
4	6,269,006.45	6.21%
5	5,520,991.75	5.47%
	40,176,030.25	39.78%

8

	1,188,900.87	1,188,900.87
	20,584,905.21	830,448,417.93
	21,773,806.08	831,637,318.80

1

1

2

3

2

1

()		
	1,188,900.87	1,188,900.87
	1,188,900.87	1,188,900.87

2

1

3

2020 6 30

3

1

	7,167,531.29	4,438,003.35
	3,417,029.43	2,696,682.56
	1,235,413.67	1,203,121.38
	10,082,258.20	1,769,896.21
		820,000,000.00
		1,084,905.66
	21,902,232.59	831,192,609.16

2

	12	()	()	

2020

2020	1	1		486,656.69	257,534.54	744,191.23
2020	1	1	——	——	——	——
				258,407.60		258,407.60
				314,728.55		314,728.55
2020	6	30		1,059,792.84	257,534.54	1,317,327.38

1	1		18,081,013.03
1-3			13,811,294.45
4-6			
7-9			
10-12			4,269,718.58
1	2		1,919,469.91
2	3		666,007.69
3			1,235,741.96
3	4		774,000.00
4	5		5,000.00
5			456,741.96
			21,902,232.59

3

&Z



	5,570,216.82		197,384,264.00	185,632.14		202,768,848.68
	6,029,631.54		197,384,264.00	185,632.14		203,228,263.40

3

4

10

11

12

13

	676,155,729.70	523,124,562.78
	676,155,729.70	523,124,562.78

14

15

3.				
1				
2				
4.	2,136,924.48			2,136,924.48
1.				
2.				
1				
3				
1				
2				
4.				
1.	9,734,878.34			9,734,878.34
2.	10,001,993.90			10,001,993.90

2

3




1.	182,580,030.41	964,679,204.95	12,326,100.82	20,717,101.92	1,180,302,438.10
2.	55,321,660.28	731,244,687.51	3,304,371.79	21,879,147.59	811,749,867.17
1	22,021,998.53	220,187,968.38	1,256,722.65	7,296,180.63	250,762,870.19
	33,299,661.75	511,056,719.13	2,047,649.14	14,582,966.96	560,986,996.98

	21,233.17	11,150.14	9,021.37	1,061.66	
	101,339,082.41	33,064,557.17	59,272,386.77	9,002,138.47	

3

4

5



	18,668,098.81	

6

22

	2,531,720,847.66	1,546,045,179.46
	11,010,070.46	8,229,616.39
	2,542,730,918.12	1,554,274,795.85

1



	817,817,146.28		817,817,146.28	62,430,402.45	62,430,402.45
	417,611,182.26		417,611,182.26	524,639,042.67	524,639,042.67
	91,304,921.84		91,304,921.84	2,128,074.96	2,128,074.96
	64,608,169.89		64,608,169.89	64,902,750.98	64,902,750.98
7 BOPP	44,299,067.50		44,299,067.50	91,958.23	91,958.23
				1,724,137.93	1,724,137.93
	3,070,713.69		3,070,713.69		
	811,163.45		811,163.45		
	10,177,392.55		10,177,392.55	4,076,356.95	4,076,356.95
	2,531,720,847.66		2,531,720,847.66	1,546,045,179.46	1,546,045,179.46

2,200,000,000.00 886,052,455.29 195,968,634.91

1,082,021,090.20 49.18% 49.18%

3.18

1,100,000,000.00

~ ^
@

2020

	2,000,000.00	1,724,137.93		1,724,137.93			100.00%	100.00%				
	10,000,000.00		3,419,981.32	349,267.63		3,070,713.69	30.71%	30.71%				
	72,000,000.00		811,163.45			811,163.45	1.13%	1.13%				
	15,788,900.00	4,076,356.95	8,824,366.42	2,723,330.82		10,177,392.55		—				
	5,384,788,900.00	1,546,045,179.46	1,254,334,979.48	268,659,311.28		2,531,720,847.66	--	--	53,304,122.50	35,409,308.26		--

3

4



23

1

2

24

25

26

1

1.	320,805,666.11			10,443,016.49	331,248,682.60
2.	102,174,078.18			2,001,118.89	104,175,197.07
1	20,062,946.58			1,016,247.97	21,079,194.55
2					
3	82,111,131.60			984,870.92	83,096,002.52
3.					

1			
4.	422,979,744.29	12,444,135.38	435,423,879.67
1.	31,211,400.20	1,268,861.45	

	3,448.32
	-
= -	3,448.32
	--
= +	3,448.32
	83,617.12
= +	87,065.44
	301,829.63
0 = -	-

2020 6

301,829.63

87,065.44

2

2020 6

2020 2024

2025

2.9%

2019 CPI

2.9%

24.71%

967.14

235.66

3

2020 6

2020 202

*

	600,000.00		150,000.00		450,000.00
		256,885.78	32,575.72		224,310.06
	70,969.84		5,287.90		65,681.94
	144,459.93	25,845.77	111,707.02		58,598.68
	2,603,725.01	3,348,868.61	1,051,388.44		4,901,205.18

30

/


1

	318,872,148.74	47,845,493.98	54,044,784.24	8,111,807.68
	48,507,872.40	7,276,180.86	44,222,936.81	5,719,907.64
	282,465,843.82	48,037,026.71	205,103,468.50	36,764,981.15
	180,957,586.66	40,448,019.54	42,381,716.69	8,123,177.51
			24,428,317.73	3,664,247.66
	212,318,147.14	31,847,722.07	215,532,243.71	32,329,836.55
	1,043,121,598.76	175,454,443.16	585,713,46 85,7	

	417,259,299.08		367,904,948.73	60,696,969.12
--	----------------	--	----------------	---------------

3

	i
--	---



el ' , EB& b Ć0>



32

1

	505,750,000.00	182,410,437.58
		34,900,000.00
	2,116,001,411.18	2,282,265,288.87
	161,500,000.00	169,486,222.89
	2,149,892.58	1,303,083.49
	2,785,401,303.76	2,670,365,032.83

2

33

34

35

	216,272,361.36	10,615,319.33
	642,321,467.83	512,058,770.17
	858,593,829.19	522,674,089.50

0.00

36

1

	203,936,529.31	197,480,189.34
	167,702,437.57	148,392,577.43
	47,977,997.89	6,172,762.14
	8,735,004.97	14,633,758.80
	17,714,234.34	16,012,272.14
	446,066,204.08	382,691,559.85

2

1

1	9,401,795.57	
2	2,190,692.87	
3	1,774,477.00	
4	1,513,856.90	
5	1,170,514.72	
	16,051,337.06	--

37

1

2

1

" -44 3 2020

"

38

	8,900,806.46	9,241,127.99
	8,900,806.46	9,241,127.99

39

1

	19,341,191.37	223,689,447.76	216,575,059.39	26,455,579.74
	852,860.52	3,101,904.10		

2		8,891,388.35	8,891,388.35	
3	912,151.35	6,157,579.88	5,728,188.53	1,341,542.70
	838,777.67	5,567,077.41	5,202,397.88	1,203,457.20
	11,844.04			

	17,860.10	101,053.47
	417,322.95	881,666.86
	47,992.91	12,508.82
	62,638,261.72	77,254,716.63

41

	2,399,999.99	
	7,574,667.67	7,574,667.67
	277,063,692.65	91,083,316.69
	287,038,360.31	98,657,984.36

1

	2,399,999.99	
	2,399,999.99	

2

	7,574,667.67	7,574,667.67
	7,574,667.67	7,574,667.67

3

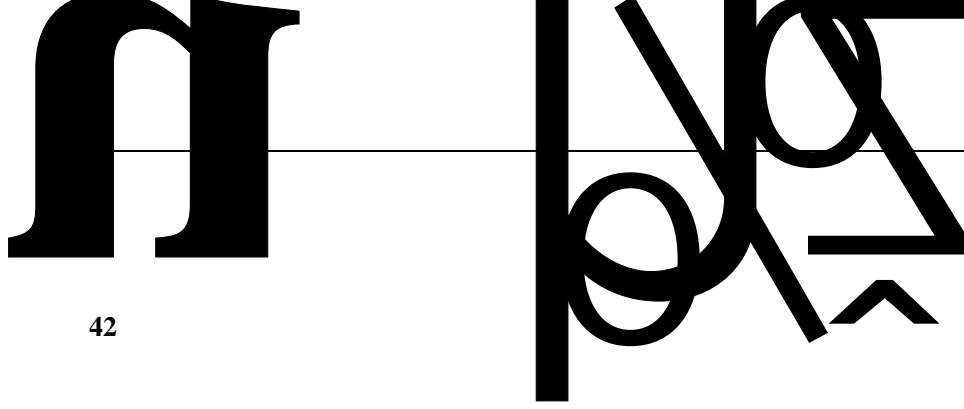
1

	48,335,141.82	44,736,010.00
	28,137,312.00	28,137,312.00
		7,039,200.00
	20,000.00	
	6,973,722.03	7,570,083.14
	3,718,689.24	1,213,196.63
	1,187,638.03	2,124,442.89
	8,691,189.53	263,072.03
	180,000,000.00	
	277,063,692.65	91,083,316.69

2

1

1	28,137,312.00	
2	22,380,000.00	
3	20,356,010.00	
4	5,000,000.00	
5	1,235,000.00	
	77,108,322.00	--



42

43

	542,221,772.06	444,148,747.12
	2,773,725.24	4,094,880.39
	544,995,497.30	448,243,627.51

44

45

1

	2,402,067,102.53	1,223,607,871.03
	676,000,000.00	1,188,354,691.89
	-542,221,772.06	-444,148,747.12
	2,535,845,330.47	1,967,813,815.80

	1,429,174,723.60	0.00
	1,429,174,723.60	

2

	100.00	2020.2.11	2020.2.11- 2026.2.11	1,600,000,000.00		1,600,000,000.00	-170,825,276.40			1,429,174,723.60
	--	--	--	1,600,000,000.00		1,600,000,000.00	-170,825,276.40			1,429,174,723.60

3

" " 2020 2 11 100 / 1,600 2020 2 17
2020 8 17 2026 2 11 64.61 /
2019 " " 64.61 / 64.49 /
2020 5 21 " *%

4

47

48

49

50

51

	417,382,880.77	293,715,725.24	28,083,934.40	683,014,671.61	
	17,659,200.00	313,734.82	313,734.82	17,659,200.00	
	435,042,080.77	294,029,460.06	28,397,669.22	700,673,871.61	--

								/
	3,201,667.05	521,000.00	169,999.98				3,552,667.07	
	754,717.04		56,603.77				698,113.27	
	316,666.53		25,000.02				291,666.51	
	574,215.20		17,488.79				556,726.41	
9000	18,928,314.72		1,348,202.88				17,580,111.84	

2020

11,269,531.76	540,990.78	10,728,540.98
191,103,925.95	7,154,147.83	183,949,778.12
156,428,842.52	7,344,251.01	149,084,591.51
26,812,000.00		26,812,000.00
4,000,000.00	192,307.74	3,807,692.26
1,000,000.00		1,000,000.00
2,698,600.00		2,698,600.00
294,400.00		294,400.00
17,659,200.00		17,659,200.00

2020

9,000,000.00 324,567.46

	455,517,694.55	619,187,419.79
	455,517,694.55	619,187,419.79

53

		+ -					
	805,370,770.00						805,370,770.00

54

1

2

			16,000,000	177,419,515.43			16,000,000 177,419,515.43
			16,000,000	177,419,515.43			16,000,000 177,419,515.43

16,000,000

100

	20,785,355.33	18,012,861.18
	7,447,042.53	6,313,602.68
	7,624,500.12	
	1,281,260.63	1,525,784.43
	1,053,537.29	1,309,916.29
	4,826,724.93	2,123,044.39
	43,018,420.83	29,285,208.97

64

	27,830,323.29	26,786,035.83
	13,179,546.00	18,593,740.70
	10,402,571.84	7,568,373.89
	4,120,499.98	4,466,783.07
	1,101,979.93	910,716.09
	1,008,560.15	2,469,213.07
	1,322,335.29	1,083,179.66
	1,224,090.52	1,231,076.42
	10,370,726.80	3,398,866.30
	70,560,633.80	66,507,985.03

65

	20,867,733.42	11,901,930.65
	28,978,319.94	26,030,047.43
	6,242,489.62	4,827,309.20
	8,213,545.35	4,000,303.67
	765,374.34	1,115,536.97
	65,067,462.67	47,875,127.92

66

	95,878,154.62	40,119,085.43
	13,763,714.29	1,703,888.26
	-996,957.69	-165,709.31
	3,395,523.00	1,411,709.62
	84,513,005.64	39,661,197.48

67

	63,624,520.97	81,673,900.52

73

	-1,453,548.34	3,522.16

74

		22,000.00	
	9,733,204.75	86,167.61	9,733,204.75
	9,733,204.75	108,167.61	9,733,204.75

75

	3,000,000.00		3,000,000.00
	888,759.31	89,454.21	888,759.31
	3,888,759.31	89,454.21	3,888,759.31

300

76

1

	30,937,407.00	72,467,893.95
	3,712,885.27	-5,230,810.61
	34,650,292.27	67,237,083.34

2

	384,350,360.12
/	57,652,554.02
	-1,012,470.64
	-17,244,053.55
	-140,662.66
	794,149.27
	-3,251,286.39
	-2,147,937.78
	34,650,292.27

77

78

1

	15,940,075.14	4,474,095.09
	70,535,582.53	106,377,401.76
	51,062,366.26	17,290,971.08
	77,677,655.87	5,679,322.43
	8,699,435.32	85,500.84
	223,915,115.12	133,907,291.20

2

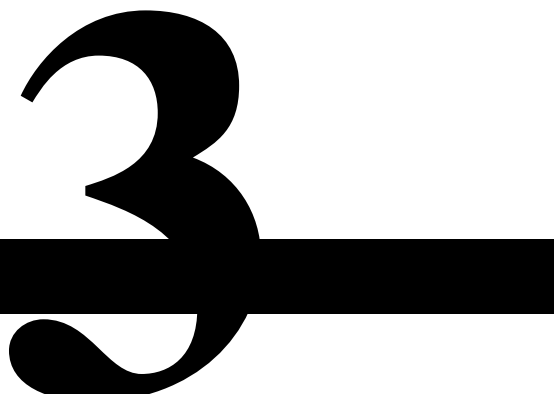
	5,974,263.66	42,949,268.38
	110,098,120.33	20,859,089.12
	21,895,949.59	20,978,293.73
	24,242,799.79	18,839,145.54
	3,396,425.57	942,216.88
	4,772,102.88	785,400.00
	221,204.66	111,068.29
	170,600,866.48	105,464,481.94

3



1,098,067

1'098'067



	775,384,722.30
	--
	775,384,722.30
	36,165,210.63
	--
	36,165,210.63
	--
	739,219,511.67

3

4

	925,455,240.32	715,655,914.78
	51,511.86	14,120.97
	1,069,280,978.12	715,641,793.81
	143,877,249.66	
	1,069,332,489.98	715,655,914.78

80

81



	4,787,769,230.00	0.0658	315,073,517.49
	3,939,510.50	7.0795	27,889,764.58
	838,866.57	7.9610	6,678,216.76
	35,127,000.00	0.0658	2,311,637.62
	2,799,532.00	7.0795	19,819,286.79
	377,431.00	7.9610	3,004,728.19
	55,554,000.00	0.0658	3,655,897.63

2

83

84

1

--	--	--	--

			88,693.48	
			540,990.78	540,390.78
	PKK2019-01S		-	3,000,000.00
			-	2,215.00
			32,556,794.68	-
			-	153,600.00
			-	33,816,500.00
				5,984,000.00
			521,070.82	27,715.00
			273,800.00	50,000.00
				34,500,000.00
2020		2020	324,567.46	-
	1.94		7,154,147.83	
		1-4#	35%	7,344,251.01
		5-8#	1-4	6,294,989.52
	35%			-
	--		-	31,025.00
			25,000.02	
			17,488.79	
			56,603.77	
19			5,560.00	
2019			70,000.00	
			50,000.00	
2019			200,000.00	
2019			300,000.00	
			500,000.00	
			42,900.00	
19			2,000.00	
			61,300.00	
			63,624,520.97	81,673,900.52

85

1

1

	2020 02 29	739,219,511.67	100.00%		2020 02 29		251,717,627.32	70,919,089.87
	2020 02 29	1.00	70.00%		2020 02 29		17,027,197.81	-1,922,407.82

2

--	739,219,511.67
	739,219,511.67
	286,128,545.83
/	453,090,965.84

3

--	--	--

	69,290,161.01	69,290,161.01	1,098,067.46	1,098,067.46
	122,760,124.99	122,760,124.99	15,202,837.00	15,202,837.00
	151,952,814.23	129,462,984.51	7,782,044.01	7,782,044.01
	970,456,378.53	928,699,578.53	21,645,061.71	21,645,061.71
	73,012,723.09	37,120,023.09	28,100.31	28,100.31
	168,564,678.23	168,564,678.23		
	63,567,205.82	63,567,205.82	1,004,097.19	1,004,097.19
	3,832,268.99	3,832,268.99	18,559.68	18,559.68
	915,120.72	915,120.72	19,376,127.48	19,376,127.48
	15,932,617.28	15,932,617.28		
	5,101,793.52	5,336,493.52		
	3,348,868.61	3,160,568.61	469,914.95	469,914.95
	47,936,427.15	47,936,427.15		
	726,070.51	726,070.51		
	230,795,977.98	230,795,977.98		
	64,614,830.20	64,614,830.20	36,340,367.75	36,340,367.75
	59,150,531.75	59,150,531.75		
	217,113.88	217,113.88	1,379,491.88	1,379,491.88
	3,600,790.02	3,600,790.02	197,326.18	197,326.18
	336,454.43	336,454.43	-133,975.27	-133,975.27
	1,042,654,051.39	1,042,654,051.39	15,484,561.22	15,484,561.22
	9,898,957.20	9,898,957.20		
	286,128,545.83	186,035,616.11	13,357,038.03	13,357,038.03

	286,128,545.83	186,035,616.11	9,349,926.62	9,349,926.62
--	----------------	----------------	--------------	--------------

[2019] 1775

6

1

1



100.00%

100.00%

100.00%

59.46%

100.00%

BOPP

					90.08%	
					73.87%	
				100.00%		
					63.06%	
				100.00%		

2

	9.92%	22,094,506.25		351,622,731.66

3

	5,682,	9,951,	15,634	5,020,	5,189,	10,209	3,259,	6,575,	9,835,	3,443,	3,077,	6,521,
	848,12	438,37	,286,5	339,23	306,14	,645,3	769,51	640,13	409,65	437,67	893,01	330,69
	5.03	7.37	02.40	8.81	2.08	80.89	8.17	4.66	2.83	5.48	9.66	5.14

2

3

	/	/
	15,974,415.74	12,274,453.10
	216,023.14	236,281.64
	16,190,438.88	12,510,734.74
	5,830,553.91	4,152,069.71
	5,830,553.91	4,152,069.71
	10,359,884.97	8,358,665.03
	4,143,953.99	3,343,466.01
	4,143,953.99	3,343,466.01
	16,164,236.71	15,025,044.27
	2,344,377.67	1,655,545.84
	2,344,377.67	1,655,545.84
	0.00	1,403,042.05

4

5

6

7

8

4

5

6

2020 6 30

			1	1-2	2-5	5

1,784,428,1-2

	267,325,452.06	267,325,452.06	267,325,452.06			
	417,347,332.35	417,347,332.35	417,347,332.35			
	1,088,690,390.56	1,088,690,390.56	194,000,000.00	290,000,000.00	604,690,390.56	
	3,768,408,728.88	3,768,408,728.88				

1

2 2020 6 30

	76,139,030.59	3,037,359.69	914,010.42	2,866.57	80,093,267.28
	161,930,243.13		71,334,068.86		233,264,311.99
	238,069,273.72	3,037,359.69	72,248,079.28	2,866.57	313,357,579.27
	27,889,764.58	6,678,216.76	2,311,637.62		36,879,618.96
			315,073,517.49		315,073,517.49
	27,889,764.58	6,678,216.76	317,385,155.10		351,953,136.45

	36,989,320.74	63,671.97	7,263.66		37,060,256.37

	8,982,245.50			8,982,245.50
	45,971,566.24	311.97	7,263.66	46,042,501.87
		1,129,220.37		1,129,220.37
		1,129,220.37		1,129,220.37

3

2020 6 30

10%

328.06

2019

381.76

)

1

2

3

4

5

6

7

8

9

2020 6 30

1

2020 6 30

52.26%

PAUL XIAOMING LEE

16.17%

8.70%

SHERRY LEE

9.12%

JERRY YANG LI

2.20%

16.07%

2

3

4



		16,164,236.71	40,000,000.00		15,519,700.99

/

		6,024,004.43	9,750,552.35

2

/

/

3

		1,142.86	1,142.86
		1,571.42	1,571.42
		11,428.57	11,428.58
			14,142.86

4

	300,000,000.00	2019 08 16	2020 08 16	

44,000,000.00	2019	03	14	2021	04	08
78,000,000.00	2018	10	19	2021	10	19
40,000,000.00	2020	03	13	2020	12	18
40,000,000.00	2019	08	23	2020	08	23
36,000,000.00	2019	09	16	2020	08	22
22,300,000.00	2019	11	13	2022	11	13
5,000,000.00	2020	06	16	2021	06	11
18,000,000.00	2019	08	29	2020	08	29
300,000,000.00	2018	12	28	2020	12	28
280,000,000.00	2019	03	13	2022	03	13
100,000,000.00	2019	07	25	2025	07	24
300,000,000.00	2019	06	20	2022	06	20
100,000,000.00	2019	06	04	2020	06	04
510,000,000.00	2020	04	27	2025	04	25
100,000,000.00	2019	07	30	2020	06	23
100,000,000.00	2019	08	07	2022	09	14
110,000,000.00	2019	09	10	2020	07	24
43,344,000.00	2019	11	14	2020	10	31
210,000,000.00	2019	11	13	2020	11	14
200,000,000.00	2019	11	13	2020	11	01
90,000,000.00	2019	12	06	2020	12	06
100,000,000.00	2019	11	19	2024	11	18
220,000,000.00	2019	12	13	2022	11	18
66,000,000.00	2019	09	30	2021	04	08

550,000,000.00	2019	12	17	2022	12	17
100,000,000.00	2019	10	30	2021	12	31
150,000,000.00	2020	01	15	2021	01	14
1,300,000,000.00	2019	05	17	2026	06	21
100,000,000.00	2020	02	18	2024	02	26
100,000,000.00	2019	12	04	2020	11	27
100,000,000.00	2019	11	05	2020	07	25
30,000,000.00	2019	08	05	2020	08	05
70,000,000.00	2020	03	16	2021	03	15
35,000,000.00	2019	11	01	2020	11	01
50,000,000.00	2019	12	11	2024	12	11
55,000,000.00	2019	11	27	2020	07	24
100,000,000.00	2019	11	27	2020	07	24
200,000,000.00	2020	04	20	2021	04	20
100,000,000.00				2021	02	11

	100,000,000.00	2020 03 27	2021 03 26	
	30,000,000.00	2020 04 15	2021 04 15	
	20,000,000.00	2019 03 26	2021 06 22	
	1,000,000,000.00	2020 02 20	2026 12 31	
	876,000,000.00	2020 06 29	2027 06 28	

5

6

7

		9,212,317.02	8,511,205.44
--	--	--------------	--------------

7

8

1

	0.00
	0.00
	0.00
	8.426

2017 4 20	2016	2017	
2017 6 1		2017	
	84		
257.00	2017 6 1	28.65 /	136,450,000.00
2,570,000.00	71,060,500.00		2,570,000.00
8,738,000.00		8.426 /	
		12 24 36	

--	--	--

	12	24	30%
	24	36	30%
	36	48	40%

	90	90	80	80	70	70
	100%	80%		50%		0

2

	70,661,752.09
	3,940,051.26

	2020 1-6	2019	2018	2017
				1,002.00

		40	5.50 /		1,002.00		
	11	-					
	2017	3233				51.80	14.26
/					14.26 /	5.50 /	
87,775,200.00							
	5	2021	12	31			
	2017	4	2021	12	2017	1	-12
13,859,242.11	2018				18,478,989.48	2019	18,478,989.48
1-6	9,239,494.74				8,322,936.86		
3							
4							
5							
1							
1	2020	6	30				
					251,860.60		
					2020	6	30
2							
	2020	6	30		1,614,814.91	3,006,848.55	615,604.2
61,873,167.91							

2020

2020 6 30

2

1

2

3

171.48

119.85

1

2020 7 21

6

[2020]1476

237

21

	2020 2 10		
--	-----------	--	--

2

3

4

1

2

3

4

5

6

1

1

2

3

1 10%

2

10%

75%

75%

1

2

2

BOPP

3C

BOPP

BOPP

2

BOPP

		32,356.05	3,607.85	3,512.47	-1,041.33	38,435.04
		3,049.13	282.38	291.37	-157.85	3,465.03
		29,306.92	3,325.47	3,221.10	-883.48	34,970.01
		1,289,064.95	74,181.91	867,961.19	-667,779.40	1,563,428.65
		908,433.87	29,111.93	312,218.39	-228,799.65	1,020,964.54

3

a

	13,752,463.95	100.00%	21,524.22	0.16%	13,730,939.73	41,764,973.38	100.00%	72,588.60	0.17%	41,692,384.78
	13,752,463.95	100.00%	21,524.22	0.16%	13,730,939.73	41,764,973.38	100.00%	72,588.60	0.17%	41,692,384.78

1	13,746,536.58	15,596.85	0.11%
1-3	13,736,689.44	15,104.49	0.11%
4-6			
7-9			
10-12	9,847.14	492.36	5.00%
1 2			
2 3			
3 4			
4 5			
5	5,927.37	5,927.37	100.00%
	13,752,463.95	21,524.22	--

1	1	13,746,536.58
1-3		13,736,689.44
4-6		
7-9		
10-12		9,847.14
3		5,927.37
5		5,927.37
		13,752,463.95

2

	72,588.60		51,064.38			21,524.22
	72,588.60		51,064.38			21,524.22

1	10,711,866.75	
2	3,867,006.40	

3	572,525.64	
4	217,952.00	
5	206,016.00	
6	131,886.00	
	15,707,252.79	--

3

4

1	7,370,869.96	53.60%	8,107.96
2	3,371,597.14	24.52%	4,190.28
3	2,017,020.00	14.67%	2,218.72
4	472,484.00	3.44%	519.73
5	345,991.97	2.52%	380.59
	13,577,963.07	98.75%	

5

6

2

	225,040,000.00	272,540,-540
	1,6:	q

	1,914,559,825.47	1,101,125,909.57
--	------------------	------------------

1

1

2

3

2

1

3

3

1

	81,400.00	943,466.50
	179,627.00	561,775.36
	532,145.76	1,084,905.66
	1,688,580,588.94	6,166,450.43
		820,000,000.00
	341,900.27	25,058.80
	1,689,715,661.97	828,781,656.75

2

	12	()	()	
2020 1 1		145,747.18	50,000.00	195,747.18
2020 1 1	—	—	—	—
		89.32		89.32

2020

2020 6 30		145,836.50	50,000.00	195,836.50
-----------	--	------------	-----------	------------

1	1			1,689,440,445.47
1-3				1,689,440,445.47
4-6				
7-9				
10-12				
1	2			88,200.00
3				187

4

5

1		848,626,041.76	1-6	50.22%	
2		593,249,524.73	1-6	35.11%	
3		246,705,022.45	1-6	14.60%	
4		136,076.60	5	0.01%	136,076.60
5		97,003.98	1-6	0.01%	
	--	1,688,813,669.52	--	99.95%	136,076.60

6

7

8

3

	4,907,054,134.29		4,907,054,134.29	4,167,834,622.62		4,167,834,622.62
	4,907,054,134.29		4,907,054,134.29	4,167,834,622.62		4,167,834,622.62

1

()

()

162,135,598.40

162,135,598.4

0138

84

1

0.00

2020