

002812


2019-035



2018

2019 04





2

3

**6**

**473,867,912**

**10**

**3.79**

**0**

**10**

**7**





.....	222
.....	223
.....	224
.....	231
.....	<b>233</b>





http:





		1	BOPP
	2		
		2	1
	3		

		16	7 12

		111		2016	9 12	2018 12 31

		111		2018	8 15	2019 12 31

	2018	2017		2016
	2,457,492,825.89	2,114,375,082.70	16.23%	1,645,161,921.39
	518,439,455.43	368,226,230.91	40.79%	274,303,949.73
	318,233,698.49	141,109,283.04	125.52%	152,221,272.95
	171,020,949.81	260,476,614.55	-34.34%	123,003,122.13
/	1.21	0.94	28.72%	0.71
/	1.21	0.94	28.72%	0.39
	16.48%	15.00%	1.48%	12.46%
	2018	2017		2016

	7,702,468,537.78	5,027,642,256.78	53.20%	3,488,470,271.55
	3,831,154,951.68	2,637,081,001.84	45.28%	2,318,043,988.49

	20,	20,		o	20,	
					q	
	2,457,492,825.89	220,269,977.91	2,114,375,082.70	,23%	, 6,169,798.78	645,161,921.39
	518,439,455.43	, 5,923,462.57	36,226,230.91	40.79%	, ,395,941.,	274,303,949.73
	318,233,68.49	, 109,283.04	, , 9,283.04	, 5.52%	, 2,221,272.96	, 2,221,272.95
	, 020,949.81	, 900,348.08	26,476,, .55	-3.34%	11,033,, 303	, 3,003,122.,
/	,2,	,15	0.940	28.72%	,52	0.71
/	,2,	,16	0.940	28.72%	,52	0.39
	,48%	9.74%	, .00%	,48%	9.20%	, .46
	20,	2017			2016	
	7,702,468,53.78	2,037,988,128.92	5,027,642,26.78	53.20%	889,93,330.46,488	
	3,83 154,951.68	655,027,243.30	2,63,081,001.84	45.28%	572,53,827.05	2,318,043,988.49

	473,867,912
/	1.0941

1

2

3



	430,814,748.13	543,755,770.54	647,271,806.43	835,650,500.79
	80,147,000.18			





1



	68.14%
	65.21%
	40.42%
	78.64%
	65.21%
	42.76%

2

1

2018

13  
4.68

80%

2

1-2

3

4

27

52

158

5

50

BOPP

6

2018

14%

45%

80%

LG Chem

80%

20

		90.08%				BOPP
1	2018					
1						
2018		192,289.54		78.25%		25,246.95
						8.04%
		34,235.90		8.03%		
		90.08%				
12			132,806.69			48.57% 2018
63,792.12			47,601.68	1-7		27,225.09
						53.86%
		14,662.10	8-12			36,567.03
		2018				90.08%
		32,939.58				
4.68		14%				45%
						" "
—3		12				
		2018	13			2-
2.4			12	10		
			2019	20		4
			8			
					2	
				22	8	2018 10
		15	2020	28		
					8	" 8
				50		
		PVDF				PVDF
		CATL				80%
20						
		LG Chem				80%



1

2

8

2

8

**1**

“ ” “ ”

**2**

**1**

2

10%

	2,430,868,011.35	1,401,253,315.26	42.36%	15.96%	17.80%	-0.90%
	1,922,895,430.59	1,022,638,261.97	46.82%	29.46%	28.95%	0.21%
	626,014,558.41	489,964,766.23				

2018

2018

4

5

		2018		2017		
		641,235,461.31	62.70%	547,372,238.86	69.02%	17.15%
		65,396,536.57	6.39%	54,440,224.41	6.86%	20.13%
		185,074,924.06	18.10%	105,156,693.22	13.26%	76.00%
		130,931,340.03	12.80%	86,103,016.35	10.86%	52.06%
		1,022,638,261.97	100.00%	793,072,172.83	100.00%	28.95%
		50,315,049.29	77.71%	70,018,230.68	78.17%	-28.14%
		7,218,876.50	11.15%	10,380,792.85	11.59%	-30.46%
		6,039,163.80	9.33%	8,018,646.42	8.95%	-24.69%
		1,176,390.38	1.82%	1,149,049.96	1.28%	2.38%
		64,749,479.98	100.00%	89,566,719.91	100.00%	-27.71%
		157,962,473.65	85.21%	139,704,640.29	83.92%	13.07%
		6,475,387.68	3.49%	7,385,956.46	4.44%	-12.33%
		19,490,068.14	10.51%	16,591,985.48	9.97%	17.47%
		1,454,361.93	0.78%	2,793,753.06	1.68%	-47.94%
		185,382,291.40	100.00%	166,476,335.29	100.00%	11.36%
		88,838,372.24	80.57%	98,244,288.25	81.82%	-9.57%
		5,901,782.01	5.35%	6,032,927.96	5.02%	-2.17%
		11,482,139.99	10.41%	12,888,046.56	10.73%	-10.91%
		4,046,573.50	3.67%	2,913,874.19	2.43%	38.87%
		110,268,867.74	100.00%	120,079,136.96	100.00%	-8.17%



8

		952,645,784.21
		38.76%
		0.00%

5

1		485,297,295.89	19.75%
2		176,488,918.57	7.18%
3		114,369,902.47	4.65%
4		103,008,387.82	4.19%
5		73,481,279.46	2.99%
	--	952,645,784.21	38.76%

5%

		1,502,146,796.73
		53.86%
		0.00%

5


1		569,022,667.42	20.40%
2		550,956,658.35	19.75%
3		155,065,930.14	5.56%
4		122,491,856.85	4.39%
5		104,609,683.97	3.75%
	--	1,502,146,796.73	53.86%

5%

3

	2018	2017		
	49,821,014.06	42,202,671.72	18.05%	
	154,427,730.03	136,468,145.57	13.16%	
	24,850,303.98	12,223,363.59	103.30%	
	96,649,923.26	85,426,574.80	13.14%	

4



1	
2	
3	PVDF
4	PVDF
5	





9

2018

2017	8.94	2018	13.28	48.57%
	7.21		12.31	90.68%
		2019	4	20
				6.79
				1.41
2018				18.55%

1

	2018		2017		
	314,208,776.19	4.08%	527,333,166.50	10.49%	-6.41%
	1,230,782,697.45	15.98%	721,382,799.23	14.35%	1.63%
	472,129,627.62	6.13%	330,707,201.71	6.58%	-0.45%
	10,536,225.02	0.14%	11,070,456.14	0.22%	-0.08%
	3,047,794.85	0.04%	3,261,936.03	0.06%	-0.02%
	3,175,318,286.44	41.22%	1,522,987,165.15		

---

--	--	--	--





3

	297,540,202.33	297,540,202.33	10.00%	--	0.00	2018 07 04	2018-062
	976,436,744.25	2,237,502,173.74	77.38%	--	113,205,947.43	2018 04 18	
	981,001,848.03	981,001,848.03	26.42%	--	-384,421.32	2018 11	

4

5

1


2016		74,776.7	3,628.8	61,715.15	0	0	0.00%	13,721.57		13,061.55
	--	74,776.7	3,628.8	61,715.15	0	0	0.00%	13,721.57	--	13,061.55
			[2016]1886					3,348		
										3,348
					334.80			3,013.20		23.41
/										
	3,599.98			74,776.70						
	2016 9 6			[2016] 000897						
	2016 9 30							23,665.91		
			[2016]004562							
2017		2,606.77		2018		3,628.80			2018 12 31	
		137,215,665.47								

2









3

4

4

8

8

5

6

**1**

2018 01 09			2018 1 9
2018 06 21			2018 6 21
2018 07 18			2018 7 18

1

2

3

4

1  
80%  
2  
40%  
3  
20%

4

1  
2  
3

30% 3

5

2017  
2018 3 6

2017  
2018 3 27

2017  
2017

2017

2018-023




10					7
					473,867,912
					179,595,938.65
					0.00
					179,595,938.65
					192,561,038.25
					36.64%
20%					
2018			2018	12	31
	10	3.79			473,867,912
			17,959.59		10
7		805,575,450			

5 7 0 Ø

b e

1

GyD\* Tj€Nž y€ 5bN° A•>'Q382fB á " 4\$%4 ... ð" ° øA€ñ0 Rdv" • n% ( Fú B&i Ā ; Ā 4x1Ñ6 ê " = ^ X Ñ€", Y+ åJ( B0Ö š :•+€ ĩ8F2; \$` B0` #ô å

- 
- 1
  - 2
  - 3
  - 4
  - 5
  - 6





			12	31																
	2017				2017	2018	2019	2017	2018	2019										
		3.78	5.55	7.63					2018											
2018	2019	2020	2018	2019	2020					5.55	7.63									
8.52																				2017
																				5
																				2
																				2017
																				5
																				2
																				202
2017																				



1

2

3

2017  
№ 6  
13



2015 11





Paul Xiaoming Lee	2	Paul Xiaoming Lee	500	2017 5 2
Paul Xiaoming Lee		Paul Xiaoming Lee		



1



36



6

20

6

6

6

2

36

Paul Xiaoming

Lee

Yan Ma

25%

6

6

20

6

6

6

3

12

4







			2						
			3		10				
			4						
			1			2			
				10					
			3						
			1						
			2						

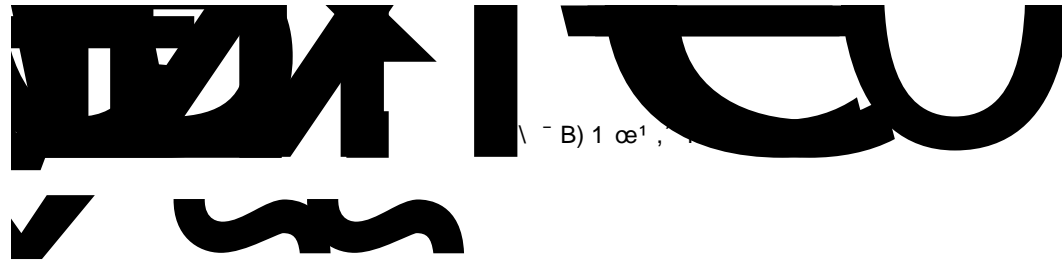
2018



1

1






3





2



# 2018

2018 3 6

2017 4 28

42 —  
2017 30

<

42 —

>

“ ”

30 —

2018 12 18

2017 12 25

2017 30

2018 6 15

2018

2018 15

2018

2017

2018

9

90.08%

100%

100%

2018 9 13

	115
	7
	1

1,300.00

1 2017

2018

---

2017-074



					--	0.33	0.28%	0.33			--	2018 03 07
					--	0.24	0.20%	0.24			--	2018 03 07
				--	--	5,013.02	--	6,502.97	--	--	--	--

			90.08%		136,648.4	550,095.24	499,946		47,601.68	2017 03	05	“ ”
					47,601.68							
			7.63	2017	2018	2019	2017	2018	2019	2017	2018	2019
				5.55	7.63	8.52	2018	2019	2020	3.78	5.55	
				2017						2018	2019	2020
											6.38	
							2017					
			105.38%		58,487.30	2018		55,500.00		0.30		

3

4

5

2018 9 10


2017

	2017	05 03
	2017	05 26
	2017	05 26
O1+		



**1**





2018 08

3

1

		39,500	0	0
		39,500	0	0

2017-118

2018-011

2018-019

2018-053

2018-075

2018-015

2018-076

2018-017

2018-056

2017-063

2018-041

2017-116

2018-057

2018-120

2017-051

2018-084

2

4



2018

< >

2018-050

2018-054

2018 7 3

40 5  
220,000.00

2018-062

4 2018 7 9  
7

< >

“ ” 55,800

272,900,000 272,844,200 272,900,000 272,844,200

< >

2018-069

5 2018 7 20  
YAN MA 3.25%

YAN MA < >

YAN MA 3.25% 2018-080

90.08%

6 2018 8 9

< >

< >

2018-090

7 2018 9 14

“ ” “ ” “Yunnan Chuangxin

New Material Co.,Ltd.” “Yunnan Energy New Material Co.,Ltd.” “ ” “ ”

“CHUANG XIN” “ENERGY-TECHNOLOGY” KQ™ KQ™A™

2018-113

8 2018 9 14

60,000

2018-114

9 2018 9 28

<

>

201,023,712 2018 8 15

473,867,912 473,867,912 2018 10 17

ε ε β δ = ' ı

¼ @ v, « A à \$, 7 œ z Ê Ä œ z 2018-131

10 2018

2 20 3  
16

3  
2017 7 31

4  
9 13 ¼ @ ¶ -( £ v , « A ð

ÚρÐ 0  
2018-115

5 2018 9

2018 8

2018-108

1,200 60,000  
É £ > | 6 ¶ ± K Q

90.08%

100%

2018 9 14

2018-122

L W

1

	73,576,350	53.92%	201,023,712		73,576,350	-1,435,675	273,164,387	346,740,737	73.17%
1									
2									
3	46,019,350	33.73%	147,959,170		46,019,350	-1,435,675	192,542,845	238,562,195	50.34%
	41,927,000	30.73%	42,931,264		41,927,000		84,858,264	126,785,264	26.76%
	4,092,350	3.00%	105,027,906		4,092,350	-1,435,675	107,684,581	111,776,931	23.59%
4	27,557,000	20.20%	53,064,542		27,557,000		80,621,542	108,178,542	22.83%
	27,557,000	20.20%	53,064,542		27,557,000		80,621,542	108,178,542	22.83%



62,873,650

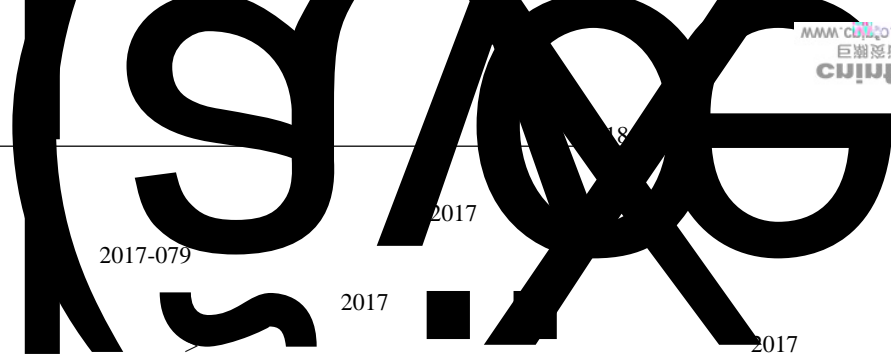
46.08%

62,873,650

1,379,875

64,2

1	2017						
2018	3	6				2017	
	2017	12	31	136,450,000		10	11.00
						10	10
			150,095,000.00				
272,900,000				2018	4	16	2018



2017  
2018 7 9  
<2017  
2017-079  
2017  
84  
1,486,200 \ IQ@  
272,900,000  
0.5446%  
2018 7  
18  
55,800

3  
1  
2017 5 2

2017 5 25  
2017 6 12  
2017

2018 2 13  
II

2018 7 20  
Yan Ma < > Yan Ma

2  
3  
2017 9 6  
2017 52  
2018 4 17

Paul Xiaoming Lee

[2018]671

4  
2018 6 29  
[2018]225  
Yan Ma

3.25%  
2018 6 8 29  
201800014 Paul Xiaoming Lee 8,058.4658

1 2017

2017

2018


4 16 \ IQ@K1, Lef Wp48jA0' €70

2 2017

a

4 2017

2018 9 27



82

719,950	0	719,950	1,439,900				2019 9 14
							IPO
							2018 7 18
160,000	80,000	160,000	240,000				
							25%
							2018 7 18
160,000	80,000	160,000	240,000				
							25%
							2018 7 18
2,250,000	1,350,000	2,250,000	3,150,000				1,294,200; 2018 9 25
							7
							“ ”
							55,800
							2018 7 13
					99,100	75%	2021 8 15
0	0	41,153,007	41,153,007	74,325			
							41,078,682

						25%
	0	0	9,133,422	9,133,422	9,133,422	2021 8 15
14	0	0	37,909,169	37,909,169	37,909,169	2019 8 15 75% 2021 8 15
	73,576,350	1,510,000	274,674,387	346,740,737	--	25% --

1

	7,796		8,282	8		0	8	0
5%		10						
Paul Xiaoming Lee		17.01%	80,584,658	61026158	80,584,658	0		1,620,000
		15.60%	73,916,700	36987700	73,858,000	58,700		41,000,000
		8.69%	41,177,782	41177782	41,153,007	24,775		
Sherry Lee		5.82%	27,593,884	19595384	27,593,884	0		
		5.50%	26,040,055	26040055	26,040,055	0		
		4.71%	22,307,149	22307149	22,307,149	0		
		3.33%	15,786,300	3738300	0	15,786,300		
		2.42%	11,490,693	11490693	11,490,693	0		
		2.11%	9,996,000	4998000	9,996,000	0		
		2.03%	9,607,122	4803561	0	9,607,122		
10		3						
			100.00%					
			19.97%					
			Paul Xiaoming Lee	Yan Ma	Yanyang Hui	Sherry Lee		
10								

			86,300		5,786,300
			9,607,122		9,607,122
	-	-	6,274,512		6,274,512
	-		3,886,180		3,886,180
			3,587,219		3,587,219
			3,285,292		3,285,292
	-		3,011,554		3,011,554
			2,573,100		2,573,100
			2,039,200		2,039,200
1	-	25	2,038,019		2,038,019
10	10	10	10	10	
10	4				

10

10


10

10

2

Paul Xiaoming Lee	
Yan Ma	
Sherry Lee	
Yanyang Hui	

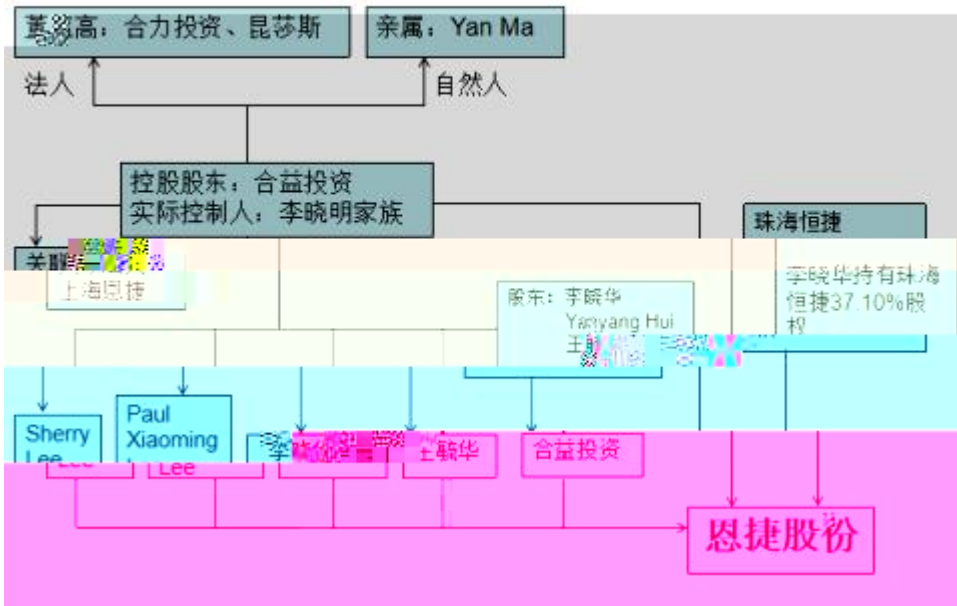
\_ P b csfxá



e Ⅱ.

8

### 控股股东、实际控制人及其关联人



4                    10%

	/			
	Paul Xiaoming Lee	2010	11	10
				3000

5






	--									


1 Paul Xiaoming Le  
1984  
1995 Inteplast

003 8#  
( :






2010 11 03



2010 12 08

2019 04 06

2011



			2014 07 21	2019 04 25	
			2016 07 26	2019 04 25	
			2017 05 19	2019 04 25	
			2016 09 30	2019 04 25	

1

2

2018

3

---

			42	23.25
			49	43.91
			40	43.51
	--	--		



9

16

14

1


1“  
”

1

2018	52.90%	2018 02 09	2018 02 10	2018 2018-010
2017	61.60%	2018 03 27	2018 03 28	2017 2018-038
2018	52.70%	2018 05 10	2018 05 11	2018 2018-052
2018	52.04%	2018 07 19	2018 07 20	2018 2018-077
2018	51.73%	2018 07 25	2018 07 26	2018 2018-083
2018				

---

2018



2018-101



	0.25%	0.25%
0.5%	0.25%	0.5%
1%	0.5%	1%
1.5%	1%	1.5%
1.5%		1.5%
	0	
	0	
	0	
	0	

	2019 04 26
	2019 4 26
	[2019]000078





2

1

2

3



1

2018 12 31

	314,208,776.19	527,333,166.50
	1,570,623,694.97	879,190,229.07
	339,840,997.52	157,807,429.84
	1,230,782,697.45	721,382,799.23
	57,510,172.25	53,845,185.17
	7,586,522.74	4,592,016.81
		129,271.48
	1,403,042.05	
	472,129,627.62	330,707,201.71
	361,166,476.96	374,186,207.28
	2,783,225,270.73	2,169,854,006.54



	157,706,906.56	60,777,187.32
	1,997,359,082.98	1,047,530,439.65
	784,196,508.03	420,200,000.00
	53,312,778.18	81,373,502.39
	13,253,003.17	
	782,145,012.00	
	1,632,907,301.38	501,573,502.39
	3,630,266,384.36	1,549,103,942.04
	473,867,912.00	136,450,000.00
	2,198,120,658.09	1,731,382,055.06
	50,217,436.50	71,739,195.00

2

	92,372,038.48	184,482,702.08
	212,468,508.74	177,513,646.98
	15,888,924.38	14,384,198.50
	196,579,584.36	163,129,448.48
	10,259,381.88	12,761,177.16
	424,129,601.40	79,231,032.23
		129,271.48
	231,540,000.00	78,000,000.00
	71,865,368.38	59,714,907.05
	3,675,908.97	237,461,724.52
	814,770,807.85	751,165,190.02
	3,726,015,701.19	546,199,014.77
	261,640,636.63	268,102,168.66
	1,987,932.57	6,488,391.31
	43,062,680.63	41,783,554.01




	473,867,912.00	136,450,000.00
	3,971,775,141.36	1,101,053,354.39
	50,217,436.50	71,739,195.00
	88,000,996.48	69,845,237.52
	192,561,038.25	179,202,986.70
	4,675,987,651.59	1,414,812,383.61
	4,893,919,771.98	1,625,071,678.65

## 3

	2,457,492,825.89	2,114,375,082.70
	2,457,492,825.89	2,114,375,082.70
	1,780,290,667.66	1,500,993,505.69
	1,424,157,266.83	1,205,047,956.27
	20,436,713.17	16,631,568.86
	49,821,014.06	42,202,671.72
	154,427,730.03	136,468,145.57
	96,649,923.26	85,426,574.80

	24,850,303.98	12,223,363.59
	29,754,907.49	16,145,422.37
	5,211,842.55	4,927,882.60
	9,947,716.33	2,993,224.88
	91,401,058.32	13,608,265.31
“ ”	9,349,761.60	9,369,096.51
	1,188,900.87	1,403,042.05
“ ”		
“_”		
“_”	-108,018.08	-84,329.22
“ ”	777,844,960.07	636,274,609.61
	441,726.22	589,713.56
	162,484.92	2,933,423.55
“ ”	778,124,201.37	
	97,780,344.10	
“ ”	680,343,857.27	549,318,038.57
“ ”	680,343,857.27	549,318,038.57
“ ”		
	518,439,455.43	368,226,230.91
	161,904,401.84	181,091,807.66



	680,343,857.27	549,318,038.57
	518,439,455.43	368,226,230.91
	161,904,401.84	181,091,807.66
	1.210	0.940
	1.210	0.940

272,250,913.69

393,394,576.00

PAUL XIAOMING LEE

4

	358,124,483.35	390,493,996.41
	268,866,755.95	274,960,759.84
	7,294,341.92	4,658,374.26
	15,362,698.72	13,928,085.61
	83,545,927.55	56,178,808.29
	13,823,028.20	12,394,037.70
	-6,431,150.23	-2,375,835.57
	789,668.95	
	6,726,507.87	2,388,637.73
	3,076,244.76	816,509.07
	1,856,403.16	4,924,094.23
“ ”	200,854,031.81	55,222,215.61
“ ”		
“ ”		-26,159.16
“ ”	175,297,071.45	90,053,407.89
	13,140.42	121,522.47
	18,345.68	218,389.15
“ ”	175,291,866.19	89,956,541.21
	-6,265,723.44	5,224,125.12
“ ”	181,557,589.63	84,732,416.09


	“ ”	181,557,589.63	84,732,416.09
	“ ”		
	1.		
	2.		
	1.		
	2.		
	3.		
	4.		
	5.		
	6.		
		181,557,589.63	84,732,416.09

	41,267,910.62	2,325,148.75
	187,814,380.49	91,166,867.76
	1,915,856,613.73	1,732,280,082.06
	1,113,950,318.36	1,022,545,297.99
	254,655,804.86	190,108,406.43
	220,535,234.72	175,248,307.86
	155,694,305.98	83,901,455.23
	1,744,835,663.92	1,471,803,467.51
	171,020,949.81	260,476,614.55
	395,000,000.00	316,900,000.00
	8,160,860.73	10,438,793.38
	18,000.00	214,838.57
	403,178,860.73	327,553,631.95
	1,391,011,543.07	1,129,682,327.40
	95,000,000.00	616,900,000.00
	64,987,368.55	
	1,550,998,911.62	1,746,582,327.40
	-1,147,820,050.89	-1,419,028,695.45
		123,403,705.69
	1,688,224,502.72	969,240,384.79



	1,600,224,502.72	1,092,644,090.48
	680,462,795.03	196,404,559.39
	222,978,621.91	109,884,179.61
	799,335.00	
	904,240,751.94	306,288,739.00
	783,983,750.78	786,355,351.48
		-547,747.28
	-192,815,350.30	-372,744,476.70
	438,427,555.56	811,172,032.26
	245,612,205.26	438,427,555.56

	321,906,270.95	381,724,445.18

4



天Q山E D



YÓTÉ D



337,417,912.00

466,738,603.03 -21,521,758.50

18,155,758.96


350,239,917.35

-600,410,111.16

593,663,838.68

3  
4

-150,043,779.12    -4,960,000.00    -155,003,779.12



3 + + +



473,867,912.00

2,198,120,658.0







136,450,000.00

1,101,053,354.39

71,739,195.00

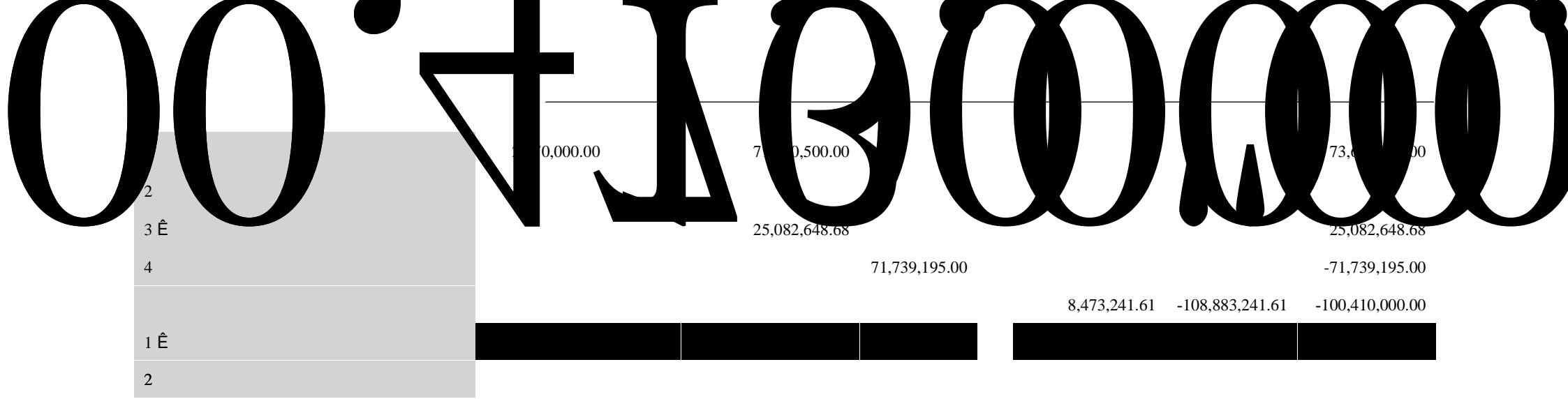
69,845,237.52

179,202,986.70

1,414,812,383.61

“ ”





1

				“	”	“	”	
		[2011]50			2011	3	28	
								530400400000009
								91530000727317703K
								125
		PAUL XIAOMING LEE						
	2014	3	2014					
			[2016]1886					
		A	3,348.00		2016	9	6	
1.00				23.41				783,766,800.00
			35,999,800.00					747,767,000.00
33,480,000.00		“	”		714,287,000.00			“ ”
					[2016]000897			
								(2016)618
			2016	9	14			
			2017	6	1			2017
								84
			257.00		28.65	/		2,570,000.00
-			71,060,500.00					
			[2017]000338					
					2018	5	10	2018
					136,450,000.00			272,900,000.00
			2018	7	20			
			“	”				[2018]671
			“	”				PAUL XIAOMING LEE
			[2018]225					SHERRY LEE
			A	201,023,712				1.00
24.87								4,999,459,975.00
			201,023,712.00					201,023,712.00
			4,798,436,263.00					473,923,712.00
					[2018]000430			
			2018	9	3	2018		
								7
			799,335.00					55,800.00
743,535.00								-
								[2018]000514
			2018	9	28			
					2018	12	31	
473,867,912.00			473,867,912.00					

2

	2019 4 25		
1			
2			
3			
4			
	12		
		%	%
		100.00	100.00
		100.00	100.00
		100.00	100.00

1

——

“ ”

15

——

2014

2

12

1

2

1 1 12 31

3

1 1 12 31

4

5

1

2

b

3

2

- A.
- B.
- C.
- D.

3

4

7

1

2

8 ——


8 ——

8

9

10

1



2

5

3



2


1	1	
6		0.00%
6	-1	5.00%
1	2	10.00%
2	3	20.00%
3	4	50.00%
4	5	80.00%
5		100.00%

3


12

1

2

3



2

3

22 —



5





19

20

21

1



---

	10	

24

1

2

3

4

25

1

2

26

1



2

1

3

30

/

( )

1

2

**31**

1

2

**32**

1

2

2018		2018		2018
2018	2018	2018	12	18
2018	15			2018-15
2018	6	15	2018	2018
15	9	7	2018	2018
	“	”		

30 —

	2017	12	31	2018	1	1
				157,807,429.84		-157,807,429.84
				721,382,799.23		-721,382,799.23



3

16.5%

1

	16,211.66	54,038.24
	245,595,993.60	438,373,517.32
	68,596,570.93	88,905,610.94
	314,208,776.19	527,333,166.50

2018 12 31

	52,350,319.21	78,530,881.73
	16,136,251.72	10,374,729.21
	110,000.00	
	68,596,570.93	88,905,610.94

2

3

4

	339,840,997.52	157,807,429.84
	1,230,782,697.45	721,382,799.23
	1,570,623,694.97	879,190,229.07

1

	97,833,343.78	62,432,819.38
	242,007,653.74	95,374,610.46
	339,840,997.52	157,807,429.84

	92,914,597.74
	92,914,597.74

	862,520,973.00	
	53,988,060.22	
	916,509,033.22	

2018 4

2

	1,250,864,828.06	99.92%	20,082,130.61	1.61%	1,230,782,697.45	731,436,821.79	99.87%	10,054,022.56	1.37%	721,382,799.23
	977,979.10	0.08%	977,979.10	100.00%		977,979.10	0.13%	977,979.10	100.00%	
	1,251,842,807.16	100.00%	21,060,109.71	1.68%	1,230,782,697.45	732,414,800.89	100.00%	11,032,001.66	1.51%	721,382,799.23



5

1

1	55,489,242.51	96.49%	52,669,088.57	97.82%
1 2	1,826,261.07	3.18%	893,002.02	1.66%
2 3	73,052.45	0.13%	191,072.47	0.35%
3	121,616.22	0.21%	92,022.11	0.17%
	57,510,172.25	--	53,845,185.17	--

1

	1,148,965.00	1-2	
	546,116.47	1-2	
	1,695,081.47	—	—

2

		(%)		
1	10,056,632.64	17.49	1	
2	10,000,000.00	17.39	1	
3	6,169,256.05	10.73	1	
4	5,121,865.47	8.91	1	
5	3,620,800.00	6.30	1	
	34,968,554.16	60.82	—	—

6

		129,271.48
	1,403,042.05	
	6,183,480.69	4,462,745.33
	7,586,522.74	4,592,016.81



3



1				
6		4,741,772.02		
6	-1	610,187.00	30,509.35	5.00%
1		5,351,959.02	30,509.35	0.57%
1	2	722,612.24	72,261.22	10.00%
2	3	264,600.00	52,920.00	20.00%
3	4			
4	5			
5		247,957.40	247,957.40	100.00%
		6,587,128.66	403,647.97	6.13%

---

	668,927.73	6		9.84%	
	643,493.00	6		9.47%	
	500,000.00	6		7.36%	
	400,000.00	1-2	2-3	5.89%	55,000.00
	360,000.00				

	2,529,709.09			2,299,849.09		229,860.00
	436,222.88					436,222.88
	400,644.32	931.51		23,086.72		378,489.11
	3,366,576.29	931.51		2,322,935.81		1,044,571.99



14

	3,261,936.03			1,188,900.87						
	3,261,936.03			1,188,900.87						
	3,261,936.03			1,188,900.87						

15

1

1.	11,871,802.82			11,871,802.82
2.				
1				
2 \ \				
3				
3.				
1				
2				
4.	11,871,802.82			11,871,802.82
1.	801,346.68			801,346.68
2.	534,231.12			534,231.12
1	534,231.12			534,231.12
3.				
1				
2				
4.	1,335,577.80			1,335,577.80
1.				
2.				
1				
3				
1				
2				
4.				
1.	10,536,225.02			10,536,225.02

2.	11,070,456.14			11,070,456.14
----	---------------	--	--	---------------

2

3

	10,536,225.02	

16

	3,175,318,286.44	1,522,987,165.15
	3,175,318,286.44	1,522,987,165.15

1

1.	471,551,986.80	1,742,325,457.38	15,967,699.52	34,367,303.23	2,264,212,446.93
2.	260,734,548.65	1,577,236,714.95	3,226,519.59	7,375,604.20	1,848,573,387.39
1	1,508,904.84	29,484,672.06	2,018,169.32	4,854,653.81	37,866,400.03
2	258,907,461.99	1,547,614,111.85	1,129,341.07	2,549,256.52	1,810,200,171.43
3			79,009.20	-28,306.13	50,703.07
	318,181.82	137,931.04			456,112.86
3.	185,831.51	34,943,056.81	339,383.00	4,405.60	35,472,676.92
1		1,174,584.74	339,383.00	4,405.60	1,518,373.34
	185,831.51	33,768,472.07			33,954,303.58
4.	732,100,703.94	3,284,619,115.52	18,854,836.11	41,738,501.83	4,077,313,157.40

3.074.5



“

”


6

17

	1,036,991,443.87	625,283,136.67
	6,828,240.23	6,545,969.50
	1,0-	

	924,067,284.87		924,067,284.87			
	1,036,991,443.87		1,036,991,443.87	625,283,136.67		625,283,136.67

2



	2,200,000,000.00		24,820,105.62			24,820,105.62	4.95%	10.00%				
1	3,500,000,000.00		924,067,284.87			924,067,284.87	26.42%	26.42%	621,999.99	47,125.00	5.66%	
	8,410,998,000.00	625,283,136.67	2,227,975,685.35	1,810,200,171.43	6,067,206.72	1,036,991,443.87	--	--	54,209,535.52	42,677,141.75		--

**3**



**4**



1			
4.	286,788,052.74	3,242,937.90	290,030,990.64
1.	20,272,883.06	504,289.95	20,777,173.01
2.	4,839,467.29	79,052.47	4,918,519.76
1	4,839,467.29	79,052.47	4,918,519.76
3.			
1			
4.	25,112,350.35	583,342.42	25,695,692.77
1.			
2.			
1			
3.			

---

		34,483,188.64				34,483,188.64
--	--	---------------	--	--	--	---------------

**2**



2

6,290,598.24

1000000

	133,112,426.06	220,869,125.53
	373,895,312.46	246,352,783.40
	507,007,738.52	467,221,908.93

**1**

	123,848,854.21	204,179,464.48
	9,263,571.85	16,689,661.05
	133,112,426.06	220,869,125.53

0.00

**2**

	204,192,367.02	148,529,043.51
	134,164,064.48	76,032,654.70
	5,948,022.24	6,292,481.50
	9,180,304.40	9,353,900.73
	20,410,554.32	6,144,702.96
	373,895,312.46	246,352,783.40

**3****1**

1	2,569,600.00	
2	2,148,618.04	
3	1,536,298.00	
4	1,424,839.38	
5	1,044,533.59	
	8,723,889.01	--

30

1

		7,781,859.46	5,879,610.85
		7,781,859.46	5,879,610.85

2

1

3

31

1

	16,805,017.41	241,190,827.24	238,724,694.04	19,271,150.61
-	727,474.22	26,861,790.42	26,602,964.96	986,299.68
		113,376.20	113,376.20	
	17,532,491.63	268,165,993.86	265,441,035.20	20,257,450.29

2

1		15,327,500.98	203,619,257.16	200,875,861.96	18,070,896.18
2		224,852.35	12,219,300.82	12,444,153.17	
3		364,763.59	14,100,491.72	13,986,867.32	478,30

6

7

2018

	267,394,192.31	77,756,610.75
--	----------------	---------------


**1**



---



								/
1	3,881,666.97		339,999.96				3,541,667.01	
2	981,132.08		113,207.52				867,924.56	
3	416,666.61		50,000.04				366,666.57	
4	644,170.40		34,977.60				609,192.80	
9000 5	24,317,118.78		2,692,398.30				21,624,720.48	
6	13,409,934.87		1,059,621.55				12,350,313.32	
7	33,500,000.00					33,500,000.00		
8	7,500,000.00		7,500,000.00					
9	500,000.00					500,000.00		
10		17,659,200.00					17,659,200.00	
2018 11		33,750,000.00				33,750,000.00		
	85,150,689.71	51,409,200.00	11,790,204.9 7			67,750,000.00	57,019,684.74	



2 2017 11  
100  
10

3 2016 5  
50  
10

,ú")-e•G-

4 2017 11  
50  
10

5 2011 7

NO•Ú•H 2

M™>•LÄ È ^

1587

WÈ'9000WPSKZü €e'yéLÄE PÌÑ© >• Ù

mùòpèx WAB O

20T1 6



1	“	”			136,450,000.00
2	“	”		A	90.08%
			201,023,712.00		
3	“	”			799,335.00
			55,800.00	-	743,535.00
55,800.00					

45

1

2

46

	1,698,835,497.32	763,092,459.16	338,217,247.00	2,123,710,709.48
	32,546,557.74	41,863,390.87		74,409,948.61
	1,731,382,055.06	804,955,850.03	338,217,247.00	2,198,120,658.09

1

2018	7	20		A	53.86%
			683,679,162.58	1,047,702,892.48	1,731,382,055.06

2

2018	7	20		A	36.22%
			763,092,459.16		

3

2018	7	20			A
90.08%			201,023,712.00	1	2

201,023,712.00

4

136,450,000.00

5

41,863,390.87

6

743,535.00


47



	150,043,779.12	100,410,000.00
	1,093,630,310.62	743,390,393.27

1			0.00
2	0.00		
3	0.00		
4		298,374,595.96	
5	0.00		

**52**



54

	30,469,758.69	24,389,335.99
	10,674,717.22	7,655,423.01
	4,126,652.22	6,467,637.68
	2,417,921.82	2,608,628.83
	2,131,964.11	1,081,646.21
	49,821,014.06	42,202,671.72

55

	46,085,881.72	50,233,538.59
	47,601,337.04	38,941,890.78
	11,684,956.68	13,130,435.97
	28,479,319.22	7,730,259.23
	3,341,121.00	7,349,222.71
	3,709,736.80	4,496,009.22
	3,063,897.29	2,806,454.92
	2,311,904.37	2,844,615.70
	8,149,575.91	8,935,718.45
	154,427,730.03	136,468,145.57

“ ”

56

	35,263,342.25	37,424,039.78
	35,792,833.53	27,906,071.62
	8,486,515.15	7,865,303.50
	6,800,881.25	5,466,831.32



60

	1,188,900.87	1,403,042.05
	8,160,860.73	7,966,054.46
	9,349,761.60	9,369,096.51

61

62

	-108,018.08	-84,329.22

63

	1,000.00		1,000.00
	88,929.18	89,054.00	88,929.18
	351,797.04	500,659.56	351,797.04
	441,726.22	589,713.56	441,726.22

64

		23,549.72	
	17,000.00	2,686,097.30	17,000.00
	145,484.92	223,776.53	145,484.92
	162,484.92	2,933,423.55	162,484.92

65

1

	88,509,390.37	101,162,662.70
	9,270,953.73	-16,549,801.65
	97,780,344.10	84,612,861.05

2

	778,124,201.37
/	116,683,931.30
	5,408,698.90
	-7,552,890.45
	-178,335.13
	356,008.60
	-5,999,164.11
	-2,539,378.22
	-9,198,526.79
	800,000.00
	97,780,344.10

66

67

1

--	--	--



--

549,318,038.57

2,993,224.88

105,629,101.45

2,100,150.98

3

2

0

8

1

-16,549,801.65

-84,113,982.55

533,980,217.04

182,968,387.30

38,941,890.79

0004134

	70,000,000.00
	--
	70,000,000.00
	5,012,631.45
	--
	5,012,631.45
	--
	64,987,368.55

**3****4**

	118,104,858.64	
	80,644,010.61	
	54,978,665.35	
	2,408,460,014.88	--

71

1

	--	--	
	1,471,581.87	6.8632	10,099,760.70
	8,193.92	7.8473	64,300.15
	116,267.00	0.0619	7,195.42
	--	--	
	7,997,397.39	6.8632	54,887,723.92
	--	--	
			12,307,237.35
	479,615.34	6.8632	3,291,696.01
	155,050,000.00	0.0619	9,015,541.34

2

	164,977,612.71		91,358,617.68
--	----------------	--	---------------

2

		33,500,000.00		
		500,000.00		
2018		33,750,000.00		
		67,750,000.00		—

		/
--	--	---

2017 10 11

5,400.00

2017

1,469,000.00

“

30,000.00

2017

3,300.00

2017

8,000.00

2018

30,000.00

2017

112,518.00

2017

50,000.00

150,000.00

/	/	/	/	1,077,000.00
/	/	/	/	219,500.00
			“2018	
			”	



ƒ @ • € √ € √ 0



			552,371.63
35kv	339,999.96	339,999.96	

74

1

1

	2018 11 30	200,000,000.00	100.00%		2018 11 30		3,568,965.34	-136,073.37

2

--							40,000,000.00	
--								
--								

	5,012,631.45	5,012,631.45
	7,070,000.00	7,070,000.00
	1,299,252.00	1,248,548.93
	77,135,645.07	77,135,645.07
	130,406.95	130,406.95
	840,218,493.50	821,200,537.71
	28,972,000.00	28,755,614.79
	1,724,999.49	1,724,999.49
	17,470,000.00	17,470,000.00
	11,020,301.34	11,020,301.34
	1,391,911.50	1,391,911.50
	-126,885,254.30	-126,885,254.30
	62,322,646.56	62,322,646.56
	19,670,000.00	19,670,000.00
	789,287,012.00	789,287,012.00
	187,286,811.36	168,001,767.29
	21,770,000.00	21,770,000.00
	165,516,811.36	146,231,767.29

[2019] 000151

4

5

6

2

1

	53.86%		2018 07 31		587,708,592.05	272,250,913.69	518,292,492.23	252,279,443.97

A

53.86%

2018 7 31

2018 7 20

2018 7 31

2

--	
--	
--	
--	120,183,279.00
--	

	1,014,296,730.76
--	------------------

3

	20,470,002.49	90,062,219.27
	667,735,702.66	412,673,891.59
	239,680,373.61	142,264,517.30
	1,567,460,144.63	1,023,827,022.75
	86,104,864.59	87,181,255.01
	25,343,236.23	19,427,645.68
	2,040,859.96	1,119,455.49
	212,378,983.66	72,573,355.38
	525,220,552.07	625,340,714.86
	6,320,461.87	16,899,812.69
	584,227,333.10	498,284,237.84
	401,667,400.73	327,931,302.09
	250,505,976.62	196,267,604.55
	1,387,781.32	2,799,892.45
	9,512,607.81	16,719,212.34

---

	36,413,369.83	63,737,191.62
	94,692,905.18	2,260,799.72
	117,777,187.32	60,777,187.32
	851,196,508.03	420,200,000.00
	67,287,382.37	75,449,866.33
	2,106,541,395.66	1,823,511,071.44





4

5

2

1

2018 7 20

“ ”

[2018]671

“ ”

[2018]225

PAUL XIAOMING LEE

SHERRY LEE

A 201,023,712

1.00



				40.00%		
--	--	--	--	--------	--	--

2

3

	/	/
	10,617,104.68	9,584,951.54
	265,128.60	341,903.36
	10,882,233.28	9,926,854.90
	3,605,881.07	2,115,149.74
	3,605,881.07	2,115,149.74
	7,276,352.21	7,811,705.16
	3,047,794.85	3,124,682.06
--		
--		137,253.97
--		
	3,047,794.85	3,261,936.03
	29,261,813.93	30,745,801.31
	2,972,252.18	3,507,605.13
	2,972,252.18	3,507,605.13
	1,403,042.05	1,308,386.80

4

5

6

7

8

4

5

6

1

			1	1-2	2-5	5
	314,208,776.19	314,208,776.19	314,208,776.19			
	1,570,623,694.97	1,591,683,804.68	1,591,683,804.68			
	7,586,522.74	8,197,705.25	8,197,705.25			
	1,892,418,993.90	1,914,090,286.12	1,914,090,286.12			
	930,156,501.75	930,156,501.75	930,156,501.75			
	507,007,738.52	507,007,738.52	507,007,738.52			
	267,394,192.31	267,394,192.31	267,394,192.31			
	938,196,508.03	938,196,508.03	154,000,000.00	242,000,000.00	542,196,508.03	
	2,642,754,940.61	2,642,754,940.61	1,858,558,432.58	242,000,000.00	542,196,508.03	

			1	1-2	2-5	5
	527,333,166.50	527,333,166.50	527,333,166.50			
	879,190,229.07	890,222,230.73	890,222,230.73			
	4,592,016.81	5,221,435.83	5,221,435.83			
	300,000,000.00	300,000,000.00	300,000,000.00			
	1,711,115,412.38	1,722,776,833.06	1,722,776,833.06			
	327,931,302.09	327,931,302.09	327,931,302.09			
	467,221,908.93	467,221,908.93	467,221,908.93			
	77,756,610.75	77,756,610.75	77,756,610.75			
	477,200,000.00	477,200,000.00	57,000,000.00	57,000,000.00	97,000,000.00	266,200,000.00
	1,350,109,821.77	1,350,109,821.77	929,909,821.77	57,000,000.00	97,000,000.00	266,200,000.00

3

1)

2018

	10,099,760.70	64,300.15	7,195.42	10,171,256.27
	54,887,723.92			54,887,723.92
	64,987,484.62	64,300.15	7,195.42	65,058,980.19
	3,291,696.01		9,015,541.34	12,307,237.35
	3,291,696.01		9,015,541.34	12,307,237.35

	3,730,080.10	150,426.39	3,880,506.49
	2,075,312.69		2,075,312.69
	5,805,392.79	150,426.39	5,955,819.18
	1,172,480.51		1,172,480.51
	1,172,480.51		1,172,480.51

2018 12 31  
 40.52 )  
 2

10% 448.39 2017

2018 12 31 93,819.65  
 23.

2018 12 31 50  
 576.16 2017 51.00 )

1

2

3

4

5

6

7

8

9

1

8.69%	SHERRY LEE	PAUL XIAOMING LEE	53.75%
		5.82%	17.01%
			5.50%
			16.73%

2

“ ”

3

“ ”



---

--	--

4

PAUL	

4

	2,000,000.00			03		3	18
	40,000,000.00			16			
	44,000,000.00						
	78,000,000.00				2021		19
	20,000,000.00	2018		16	2019	03	16
	30,000,000.00				2019		
	20,000,000.00						
	98,000,000.00	2018	10	05	2019	08	31
	50,000,000.00	2018	09	05	2021	10	05
	100,000,000.00	2018	11	05	2019	11	05
	220,000,000.00	2018	10	10	2019	08	08
	100,000,000.00	2018	09	05	2022	09	09
	66,000,000.00	2018	12	20	2019	12	19
	300,000,000.00	2018	12	28	2019	12	28
	200,000,000.00	2018	08	31	2021	08	31
	50,000,000.00	2018	12	04	2019	12	04
	35,000,000.00	2018	12	17	2019	12	17
	1,000,000,000.00	2017	08	14	2023	08	13

2017 8 14

1,000,000,000.00

2018 10 9

i

4

	30,000,000.00	2018 04 03	2019 03 18	
--	---------------	------------	------------	--

2018 12 31

	170,000,000.00	2012 12 5	2019 12 9	
PAUL XIAOMING LEE	1,000,000,000.00	2017 8 14	2025 8 13	
	1,000,000,000.00	2017 8 14	2025 8 13	
PAUL XIAOMING LEE	20,000,000.00	2017 6 30	2020 6 29	
	20,000,000.00	2017 6 30	2020 6 29	
PAUL XIAOMING LEE	50,000,000.00	2017 6 15	2020 4 4	
PAUL XIAOMING LEE	220,000,000.00	2017 6 6	2020 6 6	
PAUL XIAOMING LEE	50,000,000.00	2017 9 20	2022 9 20	
PAUL XIAOMING LEE	98,000,000.00	2017 7 25	2020 10 31	
PAUL XIAOMING LEE YAN MA	200,000,000.00	2017 10 1	2021 6 30	
YANYANG HUI	200,000,000.00	2017 10 1	2021 6 30	
PAUL XIAOMING LEE YAN MA	50,000,000.00	2017 8 18	2024 8 18	
YANYANG HUI	50,000,000.00	2017 8 18	2024 8 18	
	80,000,000.00	2018 4 20	2020 4 20	
	120,000,000.00	2018 7 13	2021 7 13	
PUAL XIAOMING LEE	100,000,000.00	2017 10 1	2019 6 30	
PUAL XIAOMING LEE	98,000,000.00	2018 9 21	2019 8 31	
PUAL XIAOMING LEE	100,000,000.00	2018 4 10	2019 4 9	
	3,626,000,000.00	—	—	

5

6

7

	6,905,077.39	5,581,299.69

8

6

1

2

		7,288,666.39	6,226,126.32
			1,890,000.00

7

8

1

	0.00
	1,486,200.00
	55,800.00
	14.325

2017 4 20

2016

2017

2018

	2017 6 1			2017
			84	
		257.00		2017 6 1
28.65 /	136,450,000.00		2,570,000.00	
71,060,500.00	2017		2,570,000.00	5,140,000.00
	14.325 /			
		12	24	36

“ ”

	90	90	80	80	70	70
	100%	80%		50%		0

2

	54,204,996.23
	29,122,347.55

	2018	2017
		1,002.00

	2018	2017
	32,338,231.59	13,859,242.11
	18,478,989.48	13,859,242.11

2017 4 14 2016 “ ”

40 5.50 / 1,002.00

11 -

2017 3233

51.80 14.26 /

14.26 / 5.50 / 87,775,200.00

2018

5 2021 12 31

2017 4 2021 12

,859,242.11

12,741,043.32

2017 1 -12

18,478,989.48

3

4

5

1

2018 12 31

3

1

2

3

4

1

(1)

(2)

2

3

1

2

4

5

6

1

2

3

4

7

8

1

2

3

1

2

10%

10%

1

	15,888,924.38	14,384,198.50
	196,579,584.36	163,129,448.48
	212,468,508.74	177,513,646.98

1

	3,691,868.38	9,384,198.50
	12,197,056.00	5,000,000.00



1		
6		148,066,298.20
6		



3

	192,774,421.90	99.97%	184,820.50	0.10%	192,589,601.40	1,285,658.17	96.26%	183,897.42	14.30%	1,101,760.75
	50,000.00	0.03%	50,000.00	100.00%	0.00	50,000.00	3.74%	50,000.00	100.00%	0.00
	192,824,421.90	100.00%	234,820.50	0.12%	192,589,601.40	1,335,658.17	100.00%	233,897.42	17.51%	1,101,760.75

1				
6		1,124,380.72		
6	-1			
1		1,124,380.72		
1	2	278,040.00	27,804.00	10.00%
2	3			
3				
3	4			
4	5			
5		157,016.50	157,016.50	100.00%
		1,559,437.22	184,820.50	11.85%

				%
		50,000.00	50,000.00	100.00


923.08

0.00

	191,214,984.68	
	1,361,740.73	887,476.60
	201,961.70	149,709.20

---

	45,734.79	298,472.37
	192,824,421.90	1,335,658.17



	162,135,598.40			162,135,598.40		
	229,154,695.26	189,743,617.77		418,898,313.03		
	154,908,721.11		154,908,721.11			
		3,144,981,789.76		3,144,981,789.76		
	546,199,014.77	3,334,725,407.53	154,908,721.11	3,726,015,701.19		

2

3

4

	350,351,578.43	261,835,783.17	381,736,234.31	267,568,403.50
	7,772,904.92	7,030,972.78	8,757,762.10	7,392,356.34
	358,124,483.35	268,866,755.95	390,493,996.41	274,960,759.84

5

	195,040,000.00	50,000,000.00
	5,814,031.81	5,222,215.61
	200,854,031.81	55,222,215.61

6

1

	-125,018.08	
	91,358,617.68	

	8,160,860.73	
	310,748,377.96	
	338,681.94	
	58,641,435.61	
	151,634,327.68	
	200,205,756.94	--

1

2018

2018